

UNITED STATES
SECURITIES AND EXCHANGE COMMISSION
Washington, D.C. 20549

FORM 10-K

(Mark One)

- ANNUAL REPORT PURSUANT TO SECTION 13 OR 15(d) OF THE SECURITIES EXCHANGE ACT OF 1934
For the fiscal year ended December 31, 2025
or
 TRANSITION REPORT PURSUANT TO SECTION 13 OR 15(d) OF THE SECURITIES EXCHANGE ACT OF 1934
For the transition period from _____ to _____
Commission File Number: 001-35551



Meta Platforms, Inc.

(Exact name of registrant as specified in its charter)

Delaware (State or other jurisdiction of incorporation or organization) **20-1665019** (I.R.S. Employer Identification Number)

1 Meta Way, Menlo Park, California 94025
(Address of principal executive offices and Zip Code)
(650) 543-4800
(Registrant's telephone number, including area code)

Securities registered pursuant to Section 12(b) of the Act:

Title of each class	Trading symbol(s)	Name of each exchange on which registered
Class A Common Stock, \$0.000006 par value	META	The Nasdaq Stock Market LLC

Securities registered pursuant to Section 12(g) of the Act: None

Indicate by check mark if the registrant is a well-known seasoned issuer, as defined in Rule 405 of the Securities Act. Yes No

Indicate by check mark if the registrant is not required to file reports pursuant to Section 13 or Section 15(d) of the Act. Yes No

Indicate by check mark whether the registrant (1) has filed all reports required to be filed by Section 13 or 15(d) of the Securities Exchange Act of 1934 (Exchange Act) during the preceding 12 months (or for such shorter period that the registrant was required to file such reports), and (2) has been subject to such filing requirements for the past 90 days. Yes No

Indicate by check mark whether the registrant has submitted electronically every Interactive Data File required to be submitted pursuant to Rule 405 of Regulation S-T (§ 232.405 of this chapter) during the preceding 12 months (or for such shorter period that the registrant was required to submit such files). Yes No

Indicate by check mark whether the registrant is a large accelerated filer, an accelerated filer, a non-accelerated filer, a smaller reporting company, or an emerging growth company. See the definitions of "large accelerated filer," "accelerated filer," "smaller reporting company," and "emerging growth company" in Rule 12b-2 of the Exchange Act.

Large accelerated filer	<input checked="" type="checkbox"/>	Accelerated filer	<input type="checkbox"/>
Non-accelerated filer	<input type="checkbox"/>	Smaller reporting company	<input type="checkbox"/>
		Emerging growth company	<input type="checkbox"/>

If an emerging growth company, indicate by check mark if the registrant has elected not to use the extended transition period for complying with any new or revised financial accounting standards provided pursuant to Section 13(a) of the Exchange Act.

Indicate by check mark whether the registrant has filed a report on and attestation to its management's assessment of the effectiveness of its internal control over financial reporting under Section 404(b) of the Sarbanes-Oxley Act (15 U.S.C. 7262(b)) by the registered public accounting firm that prepared or issued its audit report.

If securities are registered pursuant to Section 12(b) of the Act, indicate by check mark whether the financial statements of the registrant included in the filing reflect the correction of an error to previously issued financial statements.

Indicate by check mark whether any of those error corrections are restatements that required a recovery analysis of incentive-based compensation received by any of the registrant's executive officers during the relevant recovery period pursuant to §240.10D-1(b).

Indicate by check mark whether the registrant is a shell company (as defined in Rule 12b-2 of the Exchange Act). Yes No

The aggregate market value of the voting and non-voting stock held by non-affiliates of the registrant as of June 30, 2025, the last business day of the registrant's most recently completed second fiscal quarter, was approximately \$1.6 trillion based upon the closing price reported for such date on the Nasdaq Global Select Market. On January 23, 2026, the registrant had 2,187,177,748 shares of Class A common stock and 342,377,716 shares of Class B common stock outstanding.

DOCUMENTS INCORPORATED BY REFERENCE

Portions of the registrant's Proxy Statement for the 2026 Annual Meeting of Stockholders are incorporated herein by reference in Part III of this Annual Report on Form 10-K to the extent stated herein. Such proxy statement will be filed with the Securities and Exchange Commission within 120 days of the registrant's fiscal year ended December 31, 2025.

Meta Platforms, Inc.
Form 10-K

TABLE OF CONTENTS

	<u>Page</u>
<u>Note About Forward-Looking Statements</u>	<u>3</u>
<u>Limitations of Key Metrics and Other Data</u>	<u>4</u>
<u>PART I</u>	
<u>Item 1. Business</u>	<u>6</u>
<u>Item 1A. Risk Factors</u>	<u>12</u>
<u>Item 1B. Unresolved Staff Comments</u>	<u>48</u>
<u>Item 1C. Cybersecurity</u>	<u>48</u>
<u>Item 2. Properties</u>	<u>51</u>
<u>Item 3. Legal Proceedings</u>	<u>51</u>
<u>Item 4. Mine Safety Disclosures</u>	<u>57</u>
<u>PART II</u>	
<u>Item 5. Market for Registrant's Common Equity, Related Stockholder Matters and Issuer Purchases of Equity Securities</u>	<u>58</u>
<u>Item 6. [Reserved]</u>	<u>59</u>
<u>Item 7. Management's Discussion and Analysis of Financial Condition and Results of Operations</u>	<u>60</u>
<u>Item 7A. Quantitative and Qualitative Disclosures About Market Risk</u>	<u>80</u>
<u>Item 8. Financial Statements and Supplementary Data</u>	<u>82</u>
<u>Item 9. Changes in and Disagreements with Accountants on Accounting and Financial Disclosure</u>	<u>128</u>
<u>Item 9A. Controls and Procedures</u>	<u>128</u>
<u>Item 9B. Other Information</u>	<u>128</u>
<u>Item 9C. Disclosure Regarding Foreign Jurisdictions that Prevent Inspections</u>	<u>129</u>
<u>PART III</u>	
<u>Item 10. Directors, Executive Officers and Corporate Governance</u>	<u>129</u>
<u>Item 11. Executive Compensation</u>	<u>129</u>
<u>Item 12. Security Ownership of Certain Beneficial Owners and Management and Related Stockholder Matters</u>	<u>129</u>
<u>Item 13. Certain Relationships and Related Transactions, and Director Independence</u>	<u>129</u>
<u>Item 14. Principal Accountant Fees and Services</u>	<u>129</u>
<u>PART IV</u>	
<u>Item 15. Exhibit and Financial Statement Schedules</u>	<u>130</u>
<u>Item 16. Form 10-K Summary</u>	<u>132</u>
<u>Signatures</u>	<u>133</u>

NOTE ABOUT FORWARD-LOOKING STATEMENTS

This Annual Report on Form 10-K contains forward-looking statements. All statements contained in this Annual Report on Form 10-K other than statements of historical fact, including statements regarding our future results of operations and financial position, our business strategy and plans, and our objectives for future operations, are forward-looking statements. The words "believe," "may," "will," "estimate," "continue," "anticipate," "intend," "expect," and similar expressions are intended to identify forward-looking statements. We have based these forward-looking statements largely on our current expectations and projections about future events and trends that we believe may affect our financial condition, results of operations, business strategy, short-term and long-term business operations and objectives, and financial needs. These forward-looking statements are subject to a number of risks, uncertainties and assumptions, including those described in Part I, Item 1A, "Risk Factors" in this Annual Report on Form 10-K. Moreover, we operate in a very competitive and rapidly changing environment. New risks emerge from time to time. It is not possible for our management to predict all risks, nor can we assess the impact of all factors on our business or the extent to which any factor, or combination of factors, may cause actual results to differ materially from those contained in any forward-looking statements we may make. In light of these risks, uncertainties and assumptions, the future events and trends discussed in this Annual Report on Form 10-K may not occur and actual results could differ materially and adversely from those anticipated or implied in the forward-looking statements.

We undertake no obligation to revise or publicly release the results of any revision to these forward-looking statements, except as required by law. Given these risks and uncertainties, readers are cautioned not to place undue reliance on such forward-looking statements.

Unless expressly indicated or the context requires otherwise, the terms "Meta," "company," "we," "us," and "our" in this document refer to Meta Platforms, Inc., a Delaware corporation, and, where appropriate, its subsidiaries. The term "Family" refers to our Facebook, Instagram, Messenger, and WhatsApp products. For references to accessing Meta's products on the "web" or via a "website," such terms refer to accessing such products on personal computers. For references to accessing Meta's products on "mobile," such term refers to accessing such products via a mobile application or via a mobile-optimized version of our websites such as m.facebook.com, whether on a mobile phone or tablet.

LIMITATIONS OF KEY METRICS AND OTHER DATA

Family Metrics

The numbers for our key metrics are calculated using internal company data based on the activity of user accounts. We report our estimates of the numbers of our daily active people (DAP) and average revenue per person (ARPP) (collectively, our "Family metrics") based on the activity of users who visited at least one of Facebook, Instagram, Messenger, and WhatsApp (collectively, our "Family" of products) during the applicable period of measurement.

While these numbers are based on what we believe to be reasonable estimates of our user base for the applicable period of measurement, there are inherent challenges in measuring usage of our products across large online and mobile populations around the world. The methodologies used to measure these metrics require significant judgment and are also susceptible to algorithm or other technical errors. In addition, we are continually seeking to improve our estimates of our user base, and such estimates may change due to improvements or changes in our methodology. We regularly review our processes for calculating these metrics, and from time to time we discover inaccuracies in our metrics or make adjustments to improve their accuracy, which can result in adjustments to our historical metrics. Our ability to recalculate our historical metrics may be impacted by data limitations or other factors that require us to apply different methodologies for such adjustments. We generally do not intend to update previously disclosed Family metrics for any such inaccuracies or adjustments that are within the error margins disclosed below.

In addition, our Family metrics estimates will differ from estimates published by third parties due to differences in methodology or other factors such as data limitations or other challenges in measuring large online and mobile populations. For example, our methodologies include measurements of our user base that have in some instances exceeded estimates of addressable online and mobile populations that are based on data published by third parties.

Many people in our community have user accounts on more than one of our products, and some people have multiple user accounts within an individual product. Accordingly, for our Family metrics, we do not seek to count the total number of user accounts across our products because we believe that would not reflect the actual size of our community. Rather, our Family metrics represent our estimates of the number of unique people using at least one of Facebook, Instagram, Messenger, and WhatsApp. We do not require people to use a common identifier or link their accounts to use multiple products in our Family, and therefore must seek to attribute multiple user accounts within and across products to individual people. To calculate these metrics, we rely upon complex techniques, algorithms and machine learning models that seek to count the individual people behind user accounts, including by matching multiple user accounts within an individual product and across multiple products when we believe they are attributable to a single person, and counting such group of accounts as one person. These techniques and models require significant judgment, are subject to data and other limitations discussed below, and inherently are subject to statistical variances and uncertainties. We estimate the potential error in our Family metrics primarily based on user survey data as described further below, which itself is subject to error as well. While we expect the error margin for our Family metrics to vary from period to period, we estimate that such margin generally will be approximately 3% of our worldwide DAP. At our scale, it is very difficult to attribute multiple user accounts within and across products to individual people, and it is possible that the actual numbers of unique people using our products may vary significantly from our estimates, potentially beyond our estimated error margins. As a result, it is also possible that our Family metrics may indicate changes or trends in user numbers that do not match actual changes or trends.

To calculate our estimates of DAP, we currently use a series of machine learning models that are developed based on internal reviews of limited samples of user accounts and calibrated against user survey data. We apply significant judgment in designing these models and calculating these estimates. For example, to match user accounts within individual products and across multiple products, we use data signals such as similar device information, IP addresses, and user names. We also calibrate our models against data from periodic user surveys of varying sizes and frequency across our products, which survey questions are based on monthly usage, and which are inherently subject to error. The timing and results of such user surveys have in the past contributed, and may in the future contribute, to changes in our reported Family metrics from period to period. In addition, our data limitations may affect our understanding of certain details of our business and increase the risk of error for our Family metrics estimates. Our techniques and models rely on a variety of data signals from different products, and we rely on more limited data signals for some products compared to others. For example, as a result of limited visibility into encrypted products, we have fewer data signals from WhatsApp user accounts and primarily rely on phone numbers and device information to match WhatsApp user accounts with accounts on our other products. Any loss of access to data signals we use in our process for calculating Family metrics, whether as a result of our own product decisions, actions by third-party browser or mobile platforms, regulatory or legislative requirements, or other factors, also may impact the stability or accuracy

[Table of Contents](#)

of our reported Family metrics, as well as our ability to report these metrics at all. Our estimates of Family metrics also may change as our methodologies evolve, including through the application of new data signals or technologies, product changes, or other improvements in our user surveys, algorithms, or machine learning that may improve our ability to match accounts within and across our products or otherwise evaluate the broad population of our users. In addition, such evolution may allow us to identify previously undetected violating accounts (as defined below).

We regularly evaluate our Family metrics to estimate the percentage of our DAP consisting solely of "violating" accounts. We define "violating" accounts as accounts which we believe are intended to be used for purposes that violate our terms of service, including bots and spam. Our violating accounts estimation is based on an internal review of a limited sample of accounts, and we apply significant judgment in making this determination. For example, we look for account information and behaviors associated with Facebook and Instagram accounts that appear to be inauthentic to the reviewers, but we have less visibility into WhatsApp user activity due to encryption. In addition, if we believe an individual person has one or more violating accounts, we do not include such person in our violating accounts estimation as long as we believe they have one active account that does not constitute a violating account. In the fourth quarter of 2025, we made certain updates to the methodology we use for this estimation, including to incorporate updated data signals as a result of improvements in our ability to identify activity we believe to be violating our policies, as well as to focus on the most recent account activity when determining whether to include a person in our violating accounts estimation. Accordingly, in the fourth quarter of 2025, we estimated that less than 5% of our worldwide DAP consisted solely of violating accounts. We believe the increase compared to our prior estimation was a result of the methodology update described above. From time to time, we disable certain user accounts, make product changes, or take other actions to reduce the number of violating accounts among our users, which may also reduce our DAP estimates in a particular period. We intend to continue to disclose our estimates of the percentage of our DAP consisting solely of violating accounts on an annual basis in our Annual Report on Form 10-K. Violating accounts are very difficult to measure at our scale, and it is possible that the actual number of violating accounts may vary significantly from our estimates.

User Geography

Our estimates for revenue by user location, as well as year-over-year percentage changes in ad impressions delivered and the average price per ad by user location, are also affected by data limitations and other challenges in measuring user geography. Our data regarding the geographic location of our users is estimated based on a number of factors, such as the user's IP address and self-disclosed location. These factors may not always accurately reflect the user's actual location. For example, a user may appear to be accessing our products from the location of the proxy server that the user connects to rather than from the user's actual location. The methodologies used to measure our metrics are also susceptible to algorithm or other technical errors.

PART I

Item 1. Business

Overview

Our mission is to build the future of human connection and the technology that makes it possible.

Our products enable people to connect and share through mobile devices, personal computers, virtual reality (VR) headsets, and AI glasses. We are innovating in artificial intelligence (AI) technologies to build transformative experiences and capabilities across our Family of Apps and new platforms, and to advance our vision to deliver personal superintelligence for everyone.

We build technology that helps people connect and share, find and build communities, and grow businesses. We also help people discover and learn about what is going on in the world around them, enable people to share their experiences, ideas, photos, videos, and other content with audiences ranging from their closest family members and friends to the public at large, and stay connected everywhere by accessing our products. Meta is moving our offerings beyond 2D screens toward immersive experiences like augmented and virtual reality to help build the next computing platform. Our vision does not center on any single product, but rather an entire ecosystem of experiences, devices, and new technologies powered by AI. While the metaverse is in the very early stages of its development, we believe it will become the next computing platform and the future of social interaction.

Across our work, we are innovating to build new experiences that help make our platform more social, useful, and immersive. Our AI investments support initiatives across our products and services, helping power the systems that rank content in our apps, our discovery engine that recommends relevant content, the tools advertisers use to reach customers, the development of new generative AI experiences, and the tools that make our product development more efficient and productive. We are also working to develop the next generation of AI models and advance our vision to build superintelligence, which we define as AI that surpasses human intelligence. Although it is inherently difficult to predict when superintelligence may be achieved, we are investing now because we believe this has the potential to begin a new era of individual empowerment, where people can direct superintelligence towards what they value in their own lives.

Family of Apps Products

- **Facebook.** Facebook helps give people the power to build community and bring the world closer together. It's a place for people to share life's moments and discuss what's happening, nurture and build relationships, discover and connect to people with shared interests, and create economic opportunity. They can do this through Feed, Reels, Stories, Groups, Marketplace, and more.
- **Instagram.** Instagram brings people closer to the people and things they love. Instagram Feed, Stories, Reels, Live, and messaging are places where people and creators can connect and express themselves through photos, video, and private messaging, and discover and shop from their favorite businesses.
- **Messenger.** Messenger is a simple yet powerful messaging application for people to connect with friends, family, communities, and businesses across platforms and devices through text, audio, and video calls.
- **Meta AI.** Meta AI is an assistant that's available across our apps, as a stand-alone app, on our AI glasses, and on the web. It's designed to help people learn, get things done, create content, and connect with others to make the most of every moment.
- **Threads.** Threads is an application for text-based updates and public conversations, where communities come together to discuss topics of interest. People can connect directly with their favorite creators and others who love the same things or build a loyal following of their own to share their ideas, opinions, and creativity with the world.

[Table of Contents](#)

- **WhatsApp.** WhatsApp is a simple, reliable, and secure messaging application that is used by people and businesses around the world to communicate and transact in a private way. Within WhatsApp we launched WhatsApp Channels, a one-to-many broadcast service designed to help people follow information from people and organizations that are important to them.

Reality Labs Products

Many of our Reality Labs investments are directed toward long-term, cutting edge research and development for products that are not on the market today and may only be fully realized in the next decade. This includes exploring innovations in AI and hardware to help build next-generation interfaces. In the near term, we are continuing to develop products and experiences that help people feel connected, anytime, anywhere.

Our current product offerings in VR include our Meta Quest devices, as well as software and content available through the Meta Horizon Store, which enable a range of social experiences that allow people to defy physical distance while engaging in gaming, fitness, entertainment, and more. To drive greater adoption and acceptance of VR we have introduced passthrough capabilities, which allow users to experience the immersion and presence of VR while still being grounded in the physical world, through our Meta Quest devices.

Our wearables efforts include our AI glasses and long-term AR initiatives. Our current AI glasses include the Ray-Ban Meta and Oakley Meta glasses, which feature Meta AI, our advanced conversational assistant, as well as other features such as hands-free interaction. As we continue our long-term efforts to bring AR glasses to market, in 2024 we also unveiled our Orion prototype, a pair of true AR glasses that overlay content on top of the physical world. It does this with an industry-leading field of view and in glasses form factor for comfortable wear. In 2025, we introduced Meta Ray-Ban Display, which combines our AI glasses with an integrated display built into the lens. It comes with the Meta Neural Band, which is a wrist-worn wearable device that uses electromyography to let people control their AI glasses using neuromuscular signals.

In general, our Reality Labs efforts include shorter-term projects developing specific products and services to go to market, as well as longer-term research and development projects. All of these investments are part of our long-term initiative to help build the next computing platform. In 2026, we expect to spend approximately 70% of our Reality Labs operating expenses on our wearables initiatives, and the remaining 30% on our VR and Horizon initiatives. We apply significant judgment in estimating this expense breakdown as there are certain shared costs across product lines, and our expectations are subject to change, including as the next computing platform and our business strategies evolve. In particular, we regularly evaluate our product roadmaps and make significant changes as our understanding of the technological challenges and market landscape and our product ideas and designs evolve.

Revenue and Investments

We report financial results for two segments: Family of Apps (FoA) and Reality Labs (RL). Currently, we generate substantially all of our revenue from selling advertising placements on our family of apps to marketers, which is reflected in FoA. Ads on our platform enable marketers to reach people across a range of marketing objectives, such as generating leads or driving awareness. Marketers purchase ads that can appear in multiple places including on Facebook, Instagram, Messenger, Threads, and WhatsApp, as well as third-party applications and websites. RL generates revenue from sales of consumer hardware products, software, and content.

We invest in our business based on our company priorities. In 2026, we intend to focus on several key investment areas: AI, Reels and our discovery engine, wearables, monetization of our products and services, youth, platform integrity and community support, and infrastructure capacity.

The majority of our investments are directed toward developing our family of apps. In 2025, 82% of our total costs and expenses were recognized in FoA and 18% were recognized in RL. Our FoA investments were \$96.29 billion in 2025 and include expenses relating to headcount, data centers and technical infrastructure as part of our efforts to develop our apps and our advertising services. We are also making significant investments in our RL efforts, including developing virtual and augmented reality devices, software for social platforms, neural interfaces, and other foundational technologies. Our total RL investments were \$21.40 billion in 2025 and include expenses relating to headcount and technology development across these efforts. These are fundamentally new technologies that we expect will evolve as the next computing platform develops, and many products may only be fully realized in the next decade. Although it is inherently difficult to predict when and how the next computing platform will develop, we expect our RL segment to continue to operate at a loss for the foreseeable future.

[Table of Contents](#)

and our ability to support our efforts to build the next computing platform is dependent on generating sufficient profits from other areas of our business. We expect this will be a complex, evolving, and long-term initiative. We are investing now because we believe this is the next chapter of the internet and will unlock monetization opportunities for businesses, developers, and creators, including around advertising, hardware, and digital goods.

Competition

Our business is characterized by innovation, rapid change, and disruptive technologies. We compete with companies providing connection, sharing, discovery, and communication products and services to users online, as well as companies that sell advertising to businesses looking to reach consumers and/or develop tools and systems for managing and optimizing advertising campaigns. We face significant competition in every aspect of our business, including, but not limited to, companies that facilitate the ability of users to create, share, communicate, and discover content and information online or enable marketers to reach their existing or prospective audiences. We compete to attract, engage, and retain people who use our products, to attract and retain businesses that use our free or paid business and advertising services, and to attract and retain developers who build compelling applications that integrate with our products. We also compete with companies in the development and application of AI, particularly with respect to the development of frontier AI models, as well as the development and delivery of consumer hardware and augmented and virtual reality products and services. We also expect to face additional competition as we introduce or acquire new products, as our existing products evolve, or as other companies introduce new products and services, including as part of efforts to innovate through the development and application of AI and other new technologies as well as efforts to develop the metaverse.

Technology

Our product development philosophy centers on continuous innovation in creating and improving products that are social by design, which means that our products are designed to place people and their social interactions at the core of the product experience. Historically, the increases in our computing needs have been driven by growth in our user base as well as engagement with products like video and VR. Our increased efforts toward building frontier AI models have driven a significant further expansion in our computing needs and we expect our computing needs to continue to expand as a result. We have designed and built our own data centers and key portions of our technical infrastructure, and a substantial portion of our technical infrastructure is also provided by third parties. Our ability to provide and continue to innovate our products and services depends on the continued availability of components, power, and network capacity.

We make significant investments in technology both to improve our existing products and services and to develop new ones, as well as for our marketers and developers. We are also investing in protecting the security, privacy, and integrity of our platform by investing in both people and technology to strengthen our systems against abuse. Across all of these efforts, we are making significant investments in AI initiatives, including generative AI and superintelligence, to, among other things, recommend relevant content across our products through our AI-powered discovery engine, enhance our advertising tools and improve our ad delivery, targeting, and measurement capabilities, and to develop new products as well as new features for existing products.

We have a history of open-sourcing in AI, including releasing our Llama foundation models as well as other models and tools, and continue to believe in the power of open source innovation. By sharing these resources, we aim to accelerate AI research, improve our products, and foster innovation across the tech community. We have not released everything we have developed historically and expect to continue training a combination of open and closed models going forward.

Sales and Operations

The majority of our marketers use our self-service ad platform to launch and manage their advertising campaigns. We also have a global sales force that is focused on attracting and retaining advertisers and providing support to them throughout the stages of the marketing cycle from pre-purchase decision-making to real-time optimizations to post-campaign analytics. We work directly with these advertisers, as well as through advertising agencies and resellers. We operate offices in more than 90 cities around the globe, the majority of which have a sales presence. We also invest in and rely on self-service tools to provide direct customer support to our users and partners.

For our RL products, our sales efforts utilize third-party sales channels such as retailers, resellers, and distribution partners, and our direct-to-consumer channel, Meta.com, and several Meta stores. These efforts are focused on driving consumer and enterprise sales and adoption of our Meta Quest portfolio of products and AI glasses.

Marketing

Historically, our communities have generally grown organically with people inviting their friends to connect with them, supported by internal efforts to stimulate awareness and interest. In addition, we have invested and will continue to invest in marketing our products and services to grow our brand and help build community around the world.

Intellectual Property

To establish and protect our proprietary rights, we rely on a combination of patents, trademarks, copyrights, trade secrets, including know-how, license agreements, confidentiality procedures, non-disclosure agreements with third parties, employee disclosure and invention assignment agreements, and other contractual rights. In addition, to further protect our proprietary rights, from time to time we have purchased patents and patent applications from third parties. We do not believe that our proprietary technology is dependent on any single patent or copyright or groups of related patents or copyrights. We believe the duration of our patents is adequate relative to the expected lives of our products.

Government Regulation

We are subject to a variety of laws and regulations in the United States and abroad that involve matters central to our business, many of which are still evolving and being tested in courts, and could be interpreted in ways that could harm our business. These laws and regulations involve matters including privacy, data use, data combination, data protection and personal information, the provision of our services to younger users, biometrics, encryption, rights of publicity, content, integrity, intellectual property, advertising, marketing, distribution, data security, data retention and deletion, data localization and storage, data disclosure, AI and machine learning, electronic contracts and other communications, competition, protection of minors, consumer protection, civil rights, accessibility, telecommunications, product liability, medical devices, e-commerce, taxation, economic or other trade controls including sanctions, export controls, anti-corruption and political law compliance, securities law compliance, and online payment services. The introduction of new products, expansion of our activities in certain jurisdictions, or other actions that we may take may subject us to additional laws, regulations, or other government scrutiny. These U.S. federal and state, EU, and other international laws and regulations may impose different obligations from each other and create the potential for significant fines to be imposed, including fines that increasingly may be calculated based on global revenue, or other consequences such as changes to our products or business practices. The application, interpretation, and enforcement of these laws and regulations are often uncertain, particularly in the new and rapidly evolving industry in which we operate, and may be interpreted and applied inconsistently from jurisdiction to jurisdiction and inconsistently with our current policies and practices. For additional information about government regulation applicable to our business, see Part I, Item 1A, "Risk Factors" and Item 3, "Legal Proceedings" in this Annual Report on Form 10-K.

Human Capital

At Meta, everything we do is about helping people feel connected and closer, and we are proud of our unique company culture.

We had a global workforce of 78,865 employees as of December 31, 2025, and we have offices in more than 90 cities around the world. We are committed to fostering an enriching environment for our workforce and we are focused on supporting our people in doing the best work of their careers. We offer competitive compensation and a wide range of benefits, including many learning and development resources.

From time to time, we implement organizational changes to pursue greater efficiency and realign our business and strategic priorities. For example, we have previously undertaken cost reduction efforts such as scaling back budgets, reducing company perks, shrinking our real estate footprint, and employee layoffs and restructurings. We make it a priority to treat outgoing employees with respect and provide a generous severance package. For U.S. employees, that includes severance payments, payment for all remaining paid time off, and restricted stock unit vesting through their last day on payroll, as well as certain continuing coverage of the cost of healthcare for employees and their families, career services with an external vendor, and immigration support. We offer similar support for outgoing employees outside of the United States while taking into account local employment laws.

Employee Learning and Development

We value our investment in growing and keeping a highly skilled workforce. We aim to make AI utilization core to the way we operate by providing our personnel access to AI tools and training programs. We provide our employees with regular performance reviews twice a year as we believe it is an important part of how we support their growth and career development while also recognizing and rewarding their impact at Meta. We also offer career development opportunities and work experience programs that extend beyond the physical and virtual classroom. To do this, we utilize various learning modalities, such as live virtual and in-person learning experiences, on-demand e-learning, self-service resources, learning communities, and coaching engagements.

The Pulse of Our Workforce

We conduct company-wide employee surveys twice a year to help us understand how employees feel about working at Meta and what we can do to improve their experience. Our surveys help us measure company, manager, team, and personal experience over time. Further, our more frequent surveys, such as those that have been administered daily to an ongoing random sample of employees, allow us to measure real-time sentiment around emerging events and company changes. These surveys are designed to invite feedback and actionable suggestions, inform decisions, and drive change across the company.

Compensation, Benefits, Health, and Well-being

We offer competitive compensation to attract and retain the best people, and we help care for our people so they can focus on our mission. Our employees' total compensation package includes market-competitive salary, bonuses or sales incentives, and equity. We generally offer full-time employees equity at the time of hire and through annual equity grants because we want them to be owners of the company and committed to our long-term success.

Through Life@ Meta, our holistic approach to benefits, we continue to provide our employees and their dependents with resources to help them thrive. We offer a wide range of benefits across areas such as health, family, finance, community, and time away, including family building benefits, family care resources, retirement savings plans, access to legal services, Meta Resource Groups to build community at Meta, and health and well-being benefits.

Our health and well-being programs are designed to give employees a choice of flexible benefits to help them reach their personal well-being goals. Our programs are tailored to help boost employee physical and mental health, create financial peace of mind, provide support for families, and help employees build a strong community.

The Strength of Our Workforce and People Processes

We work to build an inclusive workplace where we can leverage our collective cognitive diversity to build the best products and make the best decisions for the global community we serve.

We want our products to work for people around the world and we need to grow and keep the best talent in order to do that. We remain committed to having an inclusive workplace and people with a broad range of knowledge, skills, political views, backgrounds, and perspectives because we believe cognitive diversity fuels innovation. To aid in this effort, we continue to implement ways to mitigate potential bias in our people processes and tooling, including our hiring processes and performance management systems.

Corporate Information

We were incorporated in Delaware in July 2004. We completed our initial public offering in May 2012 and our Class A common stock is currently listed on the Nasdaq Global Select Market under the symbol "META." Our principal executive offices are located at 1 Meta Way, Menlo Park, California 94025, and our telephone number is (650) 543-4800.

Meta, the Meta logo, Meta Quest, Meta Horizon, Facebook, Instagram, WhatsApp, Reels, and our other registered or common law trademarks, service marks, or trade names appearing in this Annual Report on Form 10-K are the property of Meta Platforms, Inc. or its affiliates. Other trademarks, service marks, or trade names appearing in this Annual Report on Form 10-K are the property of their respective owners.

[Table of Contents](#)

Available Information

Our Annual Reports on Form 10-K, Quarterly Reports on Form 10-Q, Current Reports on Form 8-K, and amendments to reports filed pursuant to Sections 13(a) and 15(d) of the Securities Exchange Act of 1934, as amended (Exchange Act), are filed with the U.S. Securities and Exchange Commission (SEC). We are subject to the informational requirements of the Exchange Act and file or furnish reports, proxy statements, and other information with the SEC. Such reports and other information filed by us with the SEC are available free of charge on our website at investor.atmeta.com when such reports are available on the SEC's website. We use our investor.atmeta.com and meta.com/news websites as well as Mark Zuckerberg's Facebook profile (www.facebook.com/zuck), Instagram account (www.instagram.com/zuck), and Threads profile (www.threads.net/zuck) as means of disclosing material non-public information and for complying with our disclosure obligations under Regulation FD.

The SEC maintains an Internet site that contains reports, proxy and information statements, and other information regarding issuers that file electronically with the SEC at www.sec.gov.

The contents of the websites referred to above are not incorporated into this filing. Further, our references to the URLs for these websites are intended to be inactive textual references only.

Item 1A. Risk Factors

Certain factors may have a material adverse effect on our business, financial condition, and results of operations. You should consider carefully the risks and uncertainties described below, in addition to other information contained in this Annual Report on Form 10-K, including our consolidated financial statements and related notes. The risks and uncertainties described below are not the only ones we face. Additional risks and uncertainties that we are unaware of, or that we currently believe are not material, may also become important factors that adversely affect our business. If any of the following risks actually occurs, our business, financial condition, results of operations, and future prospects could be materially and adversely affected. In that event, the trading price of our Class A common stock could decline, and you could lose part or all of your investment.

Summary Risk Factors

Our business is subject to a number of risks, including risks that may prevent us from achieving our business objectives or may adversely affect our business, financial condition, results of operations, cash flows, and prospects. These risks are discussed more fully below and include, but are not limited to, risks related to:

Risks Related to Our Product Offerings

- our ability to add and retain users and maintain levels of user engagement with our products;
- the loss of, or reduction in spending by, our marketers;
- reduced availability of data signals used by our ad targeting and measurement tools;
- ineffective operation with mobile operating systems or changes in our relationships with mobile operating system partners;
- failure of our new products, or changes to our existing products, to attract or retain users or generate revenue;

Risks Related to Our Business Operations and Financial Results

- our ability to compete effectively;
- fluctuations in our financial results;
- unfavorable media coverage and other risks affecting our ability to maintain and enhance our brands;
- our ability to build, maintain, and scale our technical infrastructure, and risks associated with disruptions in our service, catastrophic events, and crises;
- operating our business in multiple countries around the world;
- litigation, including class action lawsuits;
- acquisitions and our ability to successfully integrate our acquisitions;

Risks Related to Government Regulation and Enforcement

- government restrictions on access to Facebook or our other products, or other actions that impair our ability to sell or deliver advertising, in their countries;
- complex and evolving U.S. and foreign privacy, data use, data combination, data protection, content and content moderation, competition, youth, safety, consumer protection, advertising, and other laws and regulations, including the General Data Protection Regulation (GDPR), Digital Markets Act (DMA), Digital Services Act (DSA), UK Online Safety Act (OSA), Artificial Intelligence Act (EU AI Act), and the UK Digital Markets, Competition and Consumer Act (DMCC);
- the impact of government investigations, enforcement actions, and settlements, including litigation and investigations by privacy, consumer protection, and competition authorities, among others;

[Table of Contents](#)

- our ability to comply with regulatory and legislative privacy requirements, including our consent order with the Federal Trade Commission (FTC);

Risks Related to Data, Security, Platform Integrity, and Intellectual Property

- the occurrence of security breaches, improper access to or disclosure of our data or user data, and other cyber incidents, as well as intentional misuse of our services and other undesirable activity on our platform;
- our ability to obtain, maintain, protect, and enforce our intellectual property rights; and

Risks Related to Ownership of Our Class A Common Stock

- limitations on the ability of holders of our Class A Common Stock to influence corporate matters due to the dual class structure of our common stock and the control of a majority of the voting power of our outstanding capital stock by our founder, Chairman, and Chief Executive Officer (CEO).

Risks Related to Our Product Offerings

If we fail to retain existing users or add new users, or if our users decrease their level of engagement with our products, our revenue, financial results, and business may be significantly harmed.

The size of our active user base and our users' level of engagement across our products are critical to our success. Our financial performance has been and will continue to be significantly determined by our success in adding, retaining, and engaging active users of our products that deliver ad impressions, particularly for Facebook and Instagram. We have experienced, and expect to continue to experience, fluctuations and declines in the size of our active user base in one or more markets from time to time, particularly in markets where we have achieved higher penetration rates. User growth and engagement are also impacted by a number of other factors, including competitive products and services, such as TikTok, that have reduced some users' engagement with our products and services, as well as global and regional business, macroeconomic, and geopolitical conditions. For example, in connection with the war in Ukraine, access to Facebook and Instagram was restricted in Russia and these services were then prohibited by the Russian government, which contributed to slight decreases in the size of our active user base following the onset of the war. Any future declines in the size of our active user base may adversely impact our ability to deliver ad impressions and, in turn, our financial performance.

If people do not perceive our products to be useful, reliable, and trustworthy, we may not be able to attract or retain users or otherwise maintain or increase the frequency and duration of their engagement. A number of other social networking companies that achieved early popularity have since seen their active user bases or levels of engagement decline, in some cases precipitously. There is no guarantee that we will not experience a similar erosion of our active user base or engagement levels. Our user engagement patterns have changed over time, and user engagement can be difficult to measure, particularly as we and our competitors introduce new and different products and services. Any number of factors can negatively affect user retention, growth, and engagement, including if:

- users increasingly engage with other competitive products or services;
- we fail to introduce new features, products, or services that users find engaging or if we introduce new products or services, or make changes to existing products and services, that are not favorably received;
- users feel that their experience is diminished as a result of the decisions we make with respect to the frequency, prominence, format, size, and quality of ads that we display;
- users have difficulty installing, updating, or otherwise accessing our products on mobile devices as a result of actions by us or third parties that we rely on to distribute our products and deliver our services;
- user behavior on any of our products changes, including decreases in the quality and frequency of content shared on our products and services;
- we are unable to continue to develop products for mobile devices that users find engaging, that work with a variety of mobile operating systems and networks, and that achieve a high level of market acceptance;

[Table of Contents](#)

- there are decreases in user sentiment due to questions about the quality or usefulness of our products or our user data practices, concerns about the nature of content made available on our products, or concerns related to privacy, safety, security, well-being, or other factors;
- we are unable to manage and prioritize information to ensure users are presented with content that is appropriate, interesting, useful, and relevant to them;
- we are unable to obtain or attract engaging third-party content;
- we are unable to successfully maintain or grow usage of and engagement with applications that integrate with our products;
- users adopt new technologies where our products may be displaced in favor of other products or services, or may not be featured or otherwise available;
- there are changes mandated by legislation, government and regulatory authorities, or litigation that adversely affect our products or users;
- we are unable to offer a number of our most significant products and services, including Facebook and Instagram, in Europe, or are otherwise limited in our business operations, as a result of European courts invalidating the EU-U.S. DPF or regulators, courts, or legislative bodies determining that the legal bases we rely upon to transfer user data from the European Union to the United States are invalid;
- there is decreased engagement with our products, decreased efficiency of our advertising products, or failure to accept our terms of service, as part of changes that we have implemented or may implement in the future, whether voluntarily, in connection with the GDPR, the European Union's ePrivacy Directive, the DMA, the DSA, the DMCC, U.S. state privacy laws, youth social media laws, or other laws, regulations, or regulatory actions, or otherwise;
- technical or other problems prevent us from delivering our products in a rapid and reliable manner or otherwise affect the user experience, such as security breaches or failure to prevent or limit spam or otherwise objectionable content, or users feel their experience is diminished as a result of our efforts to protect the security and integrity of our platform;
- we adopt terms, policies, or procedures related to areas such as sharing, content, user data, or advertising, or we take, or fail to take, actions to enforce our policies, that result in our removal of users from our platform or are perceived negatively by our users or the general public, including as a result of decisions or recommendations from the independent Oversight Board regarding content on our platform;
- we elect to focus our product decisions on longer-term initiatives that do not prioritize near-term user growth and engagement (for example, we have announced plans to focus product decisions on optimizing the young adult experience in the long term);
- we make changes in our user account login or registration processes or changes in how we promote different products and services across our family of products;
- initiatives designed to attract and retain users and engagement, including the use of evolving technologies such as artificial intelligence, are unsuccessful or discontinued, whether as a result of actions by us, our competitors, or other third parties, or otherwise;
- third-party initiatives that may enable greater use of our products, including low-cost or discounted data plans, are scaled back or discontinued, or the pricing of data plans otherwise increases;
- there is decreased engagement with our products as a result of taxes imposed on the use of social media or other mobile applications in certain countries, internet shutdowns, or other actions by governments that affect the accessibility of our products in their countries (for example, beginning in 2022, our user growth and engagement were adversely affected by the war in Ukraine and service restrictions imposed by the Russian government);
- we fail to provide adequate customer service to users, marketers, developers, or other partners;

[Table of Contents](#)

- we, developers whose products are integrated with our products, or other partners and companies in our industry are the subject of adverse media reports or other negative publicity, including as a result of our or their user data practices; or
- our current or future products, such as our development tools and application programming interfaces that enable developers to build, grow, and monetize applications, reduce user activity on our products by making it easier for our users to interact and share on third-party applications.

From time to time, certain of these factors have negatively affected user retention, growth, and engagement to varying degrees. If we are unable to maintain or increase our user base and user engagement, particularly for our significant revenue-generating products like Facebook and Instagram, our revenue and financial results may be adversely affected. Any significant decrease in user retention, growth, or engagement could render our products less attractive to users, marketers, and developers, which is likely to have a material and adverse impact on our ability to deliver ad impressions and, accordingly, our revenue, business, financial condition, and results of operations. As the size of our active user base fluctuates in one or more markets from time to time, we will become increasingly dependent on our ability to maintain or increase levels of user engagement and monetization in order to grow revenue.

We generate substantially all of our revenue from advertising. The loss of marketers, or reduction in spending by marketers, could seriously harm our business.

Substantially all of our revenue is currently generated from marketers advertising on Facebook and Instagram. As is common in the industry, our marketers do not have long-term advertising commitments with us. Many of our marketers spend only a relatively small portion of their overall advertising budget with us. Marketers will not continue to do business with us, or they will reduce the budgets they are willing to commit to us, if we do not deliver ads in an effective manner, if they do not believe that their investment in advertising with us will generate a competitive return relative to other alternatives, or if they are not satisfied for any other reason. We have implemented, and we will continue to implement, changes to our user data practices. Some of these changes reduce our ability to effectively target ads, which has to some extent adversely affected, and will continue to adversely affect, our advertising business. If we are unable to provide marketers with a suitable return on investment, the demand for our ads may not increase, or may decline, in which case our revenue and financial results may be harmed.

Our advertising revenue can also be adversely affected by a number of other factors, including:

- decreases in user engagement, including time spent on our products;
- our inability to continue to increase user access to and engagement with our products;
- product changes or inventory management decisions we may make that change the size, format, frequency, or relative prominence of ads displayed on our products or of other unpaid content shared by marketers on our products;
- our inability to maintain or increase marketer demand, the pricing of our ads, or both;
- our inability to maintain or increase the quantity or quality of ads shown to users;
- changes to the content or application of third-party policies that limit our ability to deliver, target, or measure the effectiveness of advertising, including changes by mobile operating system and browser providers such as Apple and Google;
- adverse litigation, government actions, or legislative, regulatory, or other legal developments relating to advertising, including developments that may impact certain advertisers' ability to advertise on our platform or our ability to deliver, target, or measure the effectiveness of advertising;
- user behavior or product changes that may reduce traffic to features or products that we monetize at a higher rate, such as our Feed and Stories products, including as a result of increased usage of our Reels or other video or messaging products;
- reductions of advertising due to our efforts to implement or enforce advertising policies that protect the security and integrity of our platform or that we believe are needed to comply with global content, security, or integrity obligations;

[Table of Contents](#)

- the availability, accuracy, utility, and security of analytics and measurement solutions offered by us or third parties that demonstrate the value of our ads to marketers, or our ability to further improve such tools;
- loss of advertising market share to our competitors, including if prices to purchase our ads increase or if competitors offer lower priced, more integrated, or otherwise more effective products;
- limitations on our ability to offer a number of our most significant products and services, including Facebook and Instagram, in Europe as a result of European courts invalidating the EU-U.S. DPF or regulators, courts, or legislative bodies determining that the legal bases we rely upon to transfer user data from the European Union to the United States are invalid;
- limitations on our ability to deliver ads to users under the age of 18 and, in some cases, to continue to offer certain products or services to certain cohorts of users, whether voluntarily, as a result of new laws, regulations, or government actions in the United States and other jurisdictions, or otherwise;
- changes in our marketing and sales or other operations that we are required to or elect to make as a result of risks related to complying with laws or regulatory requirements or other government actions;
- decisions by marketers to reduce their advertising as a result of announcements by us or adverse media reports or other negative publicity involving us, our user data practices, our advertising metrics or tools, content on our products, our interpretation, implementation, or enforcement of policies relating to content on our products (including as a result of decisions or recommendations from the independent Oversight Board), developers with applications that are integrated with our products, or other companies in our industry;
- reductions of advertising by marketers due to illegal, illicit, or otherwise objectionable content made available on our products by third parties, questions about our user data practices or the security of our platform, concerns about brand safety or potential legal liability, or uncertainty regarding regulatory developments or their own legal and compliance obligations, including with respect to artificial intelligence;
- the effectiveness of our ad targeting or degree to which users consent to, opt out of, or reduce the use of data for ads, including as a result of product changes and controls that we have implemented or may implement in the future in connection with the GDPR, ePrivacy Directive, DMA, DMCC, U.S. state privacy laws, and other laws, regulations, regulatory actions, or litigation, or otherwise, that impact our ability to use data for advertising purposes (for example, in response to regulatory developments in Europe, we began offering our users a "subscription for no ads" alternative in the European Union, European Economic Area, and Switzerland, and subsequently in November 2024 provided users in those regions who elect to continue receiving our services free-of-charge, supported by ads, an option to see less personalized ads);
- the degree to which users cease or reduce the number of times they engage with our ads;
- changes in the way advertising on mobile devices or on personal computers is measured or priced;
- the success of technologies designed to block the display of ads or ad measurement tools;
- changes in the composition of our marketer base or our inability to maintain or grow our marketer base; and
- the impact of macroeconomic and geopolitical conditions, whether in the advertising industry in general, or among specific types of marketers or within particular geographies, which in turn can have broader effects in other regions (for example, the war in Ukraine and service restrictions imposed by the Russian government have adversely affected our advertising business in Europe and other regions, and advertiser spending also is subject to adverse effects from conflicts in the Middle East and the implementation of tariffs or other existing or future trade policies by the United States, China, and other governments).

From time to time, certain of these factors have adversely affected our advertising revenue to varying degrees. The occurrence of any of these or other factors in the future, including our enforcement efforts, could result in a reduction in marketer spend or demand for our ads, which may reduce the prices we receive for our ads, could cause marketers to stop advertising with us altogether, or could otherwise negatively affect our revenue and financial results, and could be material.

Our ad targeting and measurement tools incorporate data signals from user activity on websites and services that we do not control, as well as signals generated within our products, and changes to the regulatory environment, third-party mobile operating systems and browsers, and our own products have impacted, and we expect will continue to impact, the availability of such signals, which will adversely affect our advertising revenue.

Our ad targeting and measurement tools rely on data signals from user activity on websites and services that we do not control, as well as signals generated within our products, in order to deliver relevant and effective ads to our users, and any changes in our ability to use such signals will adversely affect our business. For example, legislative and regulatory developments, such as the GDPR, ePrivacy Directive, DMA, and U.S. state privacy laws, have impacted, and we expect will continue to impact, our ability to use such signals in our ad products. In particular, we have seen increases in the number of users opting to control certain types of ad targeting in Europe following product changes implemented in connection with our GDPR and ePrivacy Directive compliance, and we have introduced product changes that limit data signal use for users in certain U.S. states following adoption of state privacy laws. A number of U.S. state privacy laws have introduced additional rights for users and could result in restrictions on our use of signals from third-party apps and websites through certain browser- and device-based universal opt-out mechanisms. Judicial and regulatory guidance, decisions, or enforcement actions, or new legislation in these or other jurisdictions may require us to make additional changes to our products in the future that further reduce our ability to use these signals, which has occurred in the past. For example, in response to regulatory developments in Europe, we announced plans to change the legal basis for behavioral advertising on Facebook and Instagram in the European Union, European Economic Area, and Switzerland from "legitimate interests" to "consent," and in November 2023 we began offering users in the region a "subscription for no ads" alternative. We are engaging with regulators on our consent model, including regarding compliance with requirements under the GDPR, DMA, and EU consumer laws. For example, in March 2024, the European Commission opened formal proceedings regarding the compliance of our "subscription for no ads" model with requirements under the DMA, and it issued preliminary findings in July 2024. In addition, the European Data Protection Board has published an opinion on the operation of such models under GDPR and European consumer protection organizations have raised concerns regarding our compliance with consumer protection laws. In response to these developments, in November 2024, we began offering users in the European Union, European Economic Area, and Switzerland who elect to continue using our services free-of-charge, supported by ads, an option to see less personalized ads (LPA), which are less relevant and effective than our premium ad offerings. In April 2025, the European Commission issued a final decision that our "subscription for no ads" model does not comply with such requirements. We made significant modifications to LPA since the European Commission issued its final decision. We have appealed the European Commission's decision but further modifications to our model may be imposed during the appeal process, which could result in a materially worse user experience for European users and a significant impact to our European business and revenue.

In addition, mobile operating system and browser providers, such as Apple and Google, have implemented product changes and/or announced plans to limit the ability of websites and application developers to collect and use these signals to target and measure advertising. For example, in 2021, Apple made certain changes to its products and data use policies in connection with changes to its iOS operating system that reduce our and other iOS developers' ability to target and measure advertising, which has negatively impacted, and we expect will continue to negatively impact, the size of the budgets marketers are willing to commit to us and other advertising platforms. In addition, we have implemented, and may continue to implement, product changes that give users the ability to limit our use of such data signals to improve ads and other experiences on our products and services, including changes implemented in connection with the GDPR, ePrivacy Directive, DMA, and other regulatory frameworks.

These developments have limited our ability to target and measure the effectiveness of ads on our platform and negatively impacted our advertising revenue. For example, our advertising revenue has been negatively impacted by marketer reaction to targeting and measurement challenges associated with iOS changes beginning in 2021. If we are unable to mitigate these developments as they take further effect in the future, our targeting and measurement capabilities will be materially and adversely affected, which would in turn significantly impact our advertising revenue.

Our user growth, engagement, and monetization on mobile devices depend upon effective operation with mobile operating systems, networks, technologies, products, and standards that we do not control.

The substantial majority of our revenue is generated from advertising on mobile devices. There is no guarantee that popular mobile devices will continue to feature our products, or that mobile device users will continue to use our products rather than competing products. We are dependent on the interoperability of our products with popular mobile operating systems, networks, technologies, products, and standards that we do not control, such as the Android and iOS operating

[Table of Contents](#)

systems and mobile browsers. Changes, bugs, or technical issues in such systems, or changes in our relationships with mobile operating system partners, handset manufacturers, browser developers, or mobile carriers, or in the content or application of their terms of service or policies (which they have made in the past and continue to seek to implement) that degrade our products' functionality, reduce or eliminate our ability to update or distribute our products, give preferential treatment to competitive products, limit our ability to deliver, target, or measure the effectiveness of ads, or charge fees related to the distribution of our products or our delivery of ads have adversely affected, and could in the future adversely affect, the usage of our products and monetization on mobile devices. For example, Apple previously released an update to its Safari browser that limits the use of third-party cookies, which reduces our ability to provide the most relevant ads to our users and impacts monetization, and also released changes to iOS that limit our ability to target and measure ads effectively, while expanding their own advertising business. In addition, Google previously proposed phasing out third-party cookies in its Chrome browser. We expect that any similar changes to Apple's, Google's, or other browser or mobile platforms will further limit our ability to target and measure the effectiveness of ads and impact monetization. Additionally, in order to deliver high quality mobile products, it is important that our products work well with a range of mobile technologies, products, systems, networks, and standards that we do not control, and that we have good relationships with handset manufacturers, mobile carriers, and browser developers. We may not be successful in maintaining or developing relationships with key participants in the mobile ecosystem or in developing products that operate effectively with these technologies, products, systems, networks, or standards. In the event that it is more difficult for our users to access and use our products on their mobile devices, or if our users choose not to access or use our products on their mobile devices or use mobile products that do not offer access to our products, our user growth and user engagement could be harmed. From time to time, we may also take actions regarding the distribution of our products or the operation of our business based on what we believe to be in our long-term best interests. Such actions may adversely affect our users and our relationships with the operators of mobile operating systems, handset manufacturers, mobile carriers, browser developers, other business partners, or advertisers, and there is no assurance that these actions will result in the anticipated long-term benefits. In the event that our users are adversely affected by these actions or if our relationships with such third parties deteriorate, our user growth, engagement, and monetization could be adversely affected and our business could be harmed. We have experienced challenges in operating with mobile operating systems, networks, technologies, products, and standards that we do not control, and any such occurrences in the future may negatively impact our user growth, engagement, and monetization on mobile devices, which may in turn materially and adversely affect our business and financial results.

Our new products and changes to existing products could fail to attract or retain users or generate revenue and profits, or otherwise adversely affect our business.

Our ability to retain, increase, and engage our user base and to increase our revenue depends heavily on our ability to continue to evolve our existing products and to create successful new products, both independently and in conjunction with developers or other third parties. We may introduce significant changes to our existing products or acquire or introduce new and unproven products, including using technologies with which we have little or no prior development or operating experience. For example, we have relatively limited experience with consumer hardware products and virtual and augmented reality technology, which may adversely affect our ability to successfully develop and market these evolving products and technologies. We are also making significant investments in artificial intelligence (AI) initiatives across our business. For example, we continue to launch new AI features on our products, including support for new modalities, conversational AIs, AI profiles, stickers, photos, videos, and editing tools. We continue to incur substantial costs, and we may not be successful in generating profits, in connection with these efforts.

In addition, we have invested, and expect to continue to invest, significant resources in growing our messaging products to support increasing usage of such products. We have historically monetized messaging in only a limited fashion, and we may not be successful in our efforts to generate meaningful revenue or profits from messaging over the long term. In addition, our efforts to implement default end-to-end encryption have been subject to governmental and regulatory scrutiny in multiple jurisdictions. For example, the Nevada Attorney General is seeking to enjoin our offering of default end-to-end encryption on Messenger for all Nevada residents under the age of 18.

If our new products or changes to existing products fail to engage users, marketers, or developers, or if our business plans are unsuccessful, we may fail to attract or retain users or to generate sufficient revenue, operating margin, or other value to justify our investments, and our business may be adversely affected.

We may not be successful in our artificial intelligence initiatives, which could adversely affect our business, reputation, or financial results.

We have made significant investments in AI initiatives, including generative AI and superintelligence, to, among other things, recommend relevant content across our products, enhance our advertising tools, develop new products, and develop new features for existing products, and expect to continue to increase these investments. In particular, we expect our AI initiatives will require increased investment in infrastructure and headcount. If our investments are not successful longer-term, our business and financial performance could be harmed.

There are significant risks involved in developing and deploying AI and there can be no assurance that the usage of AI will enhance our products or services or be beneficial to our business, including our efficiency or profitability. For example, our AI-related efforts, particularly those related to generative AI and superintelligence, subject us to risks related to harmful or illegal content, accuracy, misinformation and deepfakes (including related to elections), bias, discrimination, toxicity, consumer protection, products liability, intellectual property infringement or misappropriation, defamation, data privacy, cybersecurity, and sanctions and export controls, among others. It is also uncertain how various laws related to online services, intermediary liability, and other issues will apply to content generated by AI. In addition, we are subject to the risks of new or enhanced governmental or regulatory scrutiny and enforcement, litigation, or other legal liability, ethical concerns, negative consumer perceptions as to automation and AI, activities that threaten people's safety or well-being on- or offline, including with respect to younger users, or other societal harms or complications that could adversely affect our business, reputation, or financial results. For example, we have been the subject of media and government scrutiny relating to AI and AI chatbots, including inquiries and investigations by the FTC, members of Congress and state attorneys general.

As a result of the complexity and rapid development of AI, it is also the subject of evolving review and investigation by various governmental and regulatory agencies in jurisdictions around the world, which are applying, or are considering applying, platform moderation, intellectual property, products liability, cybersecurity, export controls, consumer protection, and data protection laws to AI and/or are considering general legal frameworks on AI (such as the EU AI Act). We may not always be able to anticipate how courts and regulators will apply existing laws to AI, predict how new legal frameworks will develop to address AI, or otherwise respond to these frameworks as they are still rapidly evolving. We may also have to expend resources to adapt to new legal frameworks, and adjust our offerings in certain jurisdictions if the legal frameworks on AI are not consistent across jurisdictions.

Further, we face significant competition from other companies that are developing their own AI features and technologies, including competition from AI features and technologies that may be similar or superior to our technologies or more cost-effective to develop and deploy, or that otherwise achieve more timely or successful market acceptance. Given the long history of development in the AI sector, other parties may have (or in the future may obtain) patents or other proprietary rights that would prevent, limit, or interfere with our ability to make, use, or sell our own AI features. Our AI initiatives also depend on our access to data to effectively train our models, which is subject to risks related to the availability or costs of data, regulatory or other legal developments, or other factors, as well as our ability to attract and retain specialized personnel in a limited and competitive talent market. Further, our ability to continue to develop and effectively deploy AI technologies is dependent on access to specific third-party equipment, technology, and other technical and physical infrastructure, such as processing hardware, network capacity, models, computing power, and related energy requirements, as to which we cannot control the availability or pricing, especially in a highly competitive environment.

We are also developing AI technology that we make available via open source, commercial, and non-commercial license agreements to third-parties that can use this technology for use in their own products and services. We may not have insight into, or control over, the practices of third parties who may utilize such AI technologies. As such, we cannot guarantee that third parties will not use such AI technologies for improper purposes, including through the dissemination of illegal, inaccurate, defamatory or harmful content, intellectual property infringement or misappropriation, furthering bias or discrimination, cybersecurity attacks including spear phishing attacks, data privacy violations, other societal harms, including activities that threaten people's safety or well-being on- or offline, or to develop competing technologies. While we may mitigate certain risks associated with the improper use of our AI models through both technical measures and the inclusion of contractual restrictions on third-party use in any agreement between us and any third party, we cannot guarantee that such measures will be effective. Such improper use by any third party could adversely affect our business, reputation, or financial results or subject us to legal liability.

It is not possible to predict all of the risks related to the use of AI and changes in laws, rules, directives, and regulations or other regulatory developments regarding the use of AI, including restrictions around the collection and use of

[Table of Contents](#)

data, may adversely affect our ability to develop and use AI or subject us to legal liability. In addition, AI may not develop in accordance with our expectations, and market acceptance of features, products, or services we build is uncertain. We regularly evaluate our product roadmaps and make significant changes as our understanding of the technological challenges and market landscape of AI, as well as our product ideas and designs, continue to evolve. As a result of these or other factors, our AI strategy and investments may not be successful in the foreseeable future, or at all, which could adversely affect our business, reputation, or financial results.

We make product and investment decisions that may not prioritize short-term financial results and may not produce the long-term benefits that we expect.

We frequently make product and investment decisions that may not prioritize short-term financial results if we believe that the decisions are consistent with our mission and benefit the aggregate user experience and will thereby improve our financial performance over the long term. For example, we have implemented, and we will continue to implement, changes to our user data practices. Some of these changes reduce our ability to effectively target ads, which has to some extent adversely affected, and will continue to adversely affect, our advertising business. For example, our "Your Activity off-Meta Technologies" tool enables users to place limits on our storage and use of information about their interactions with advertisers' apps and websites, which reduces our ability to deliver the most relevant and effective ads to our users. Similarly, from time to time we update our Feed display and ranking algorithms or other product features to improve the user experience, and these changes have had, and may in the future have, the effect of reducing time spent and some measures of user engagement with our products, which could adversely affect our financial results. From time to time, we also change the size, frequency, or relative prominence of ads as part of our product and monetization strategies. In addition, we have made, and we expect to continue to make, other changes to our products which may adversely affect the distribution of content of publishers, marketers, and developers, and could reduce their incentive to invest in their efforts on our products. We also may introduce new features or other changes to existing products, or introduce new stand-alone products, that attract users away from properties, formats, or use cases where we have more proven means of monetization, such as our Feed products. In addition, as we focus on growing users and engagement across our family of products, from time to time these efforts have reduced, and may in the future reduce, engagement with one or more products and services in favor of other products or services that we monetize less successfully or that are not growing as quickly. For example, we plan to continue to promote Reels, which we expect will continue to monetize at a lower rate than our Feed and Stories products for the foreseeable future. These decisions may adversely affect our business and results of operations and may not produce the long-term benefits that we expect.

We may not be successful in our Reality Labs strategy and investments, which could adversely affect our business, reputation, or financial results.

We believe the metaverse, an embodied internet where people have immersive experiences beyond two-dimensional screens, is the next evolution in social technology. In 2021, we announced a shift in our business and product strategy to focus on helping to bring the metaverse to life, and we are directing our efforts toward innovations in AI, wearables, and devices to help build next-generation interfaces. We expect this will be a complex, evolving, and long-term initiative that will involve the development of new and emerging technologies, continued investment in infrastructure as well as privacy, safety, and security efforts, and collaboration with other companies, developers, partners, and other participants. However, the metaverse may not develop in accordance with our expectations, and market acceptance of features, products, or services we build is uncertain. We regularly evaluate our product roadmaps and make significant changes as our understanding of the technological challenges and market landscape and our product ideas and designs evolve. In addition, we have relatively limited experience with consumer hardware products and virtual and augmented reality technology, which may enable other companies to compete more effectively than us. We may be unsuccessful in our research and product development efforts, including if we are unable to develop relationships with key participants in the metaverse or develop products that operate effectively with metaverse technologies, products, systems, networks, or standards. For example, some of our consumer hardware products depend on the ability to operate with third-party mobile platforms and these platforms do not necessarily provide our products with the same levels of interoperability that they provide to their own competing products. In addition, our Reality Labs efforts may also divert resources and management attention from other areas of our business. We expect to continue to make significant investments in virtual and augmented reality and other technologies to support these efforts, and our ability to support these efforts is dependent on generating sufficient profits from other areas of our business. In addition, as our Reality Labs efforts evolve, we may be subject to a variety of existing or new laws and regulations in the United States and international jurisdictions, including in the areas of privacy, safety, AI, competition, content regulation, medical devices, tariffs, export controls, consumer protection, and e-commerce, which may delay or impede the development of our products and services, increase our operating costs, require significant management time and attention, or otherwise harm our business.

[Table of Contents](#)

As a result of these or other factors, our Reality Labs strategy and investments may not be successful in the foreseeable future, or at all, which could adversely affect our business, reputation, or financial results.

If we are not able to maintain and enhance our brands, our ability to maintain or expand our base of users, marketers, and developers may be impaired, and our business and financial results may be harmed.

We believe that our brands have significantly contributed to the success of our business. We also believe that maintaining and enhancing our brands is critical to maintaining and expanding our base of users, marketers, and developers. Many of our new users are referred by existing users. Maintaining and enhancing our brands will depend largely on our ability to continue to provide useful, reliable, trustworthy, and innovative products, which we may not do successfully. We may introduce new products, terms of service, or policies that users do not like, which may negatively affect our brands. Additionally, the actions of our developers or advertisers may affect our brands if users do not have a positive experience using third-party applications integrated with our products or interacting with parties that advertise through our products. We will also continue to experience media, legislative, or regulatory scrutiny of our actions or decisions regarding user privacy, data use, encryption, content, product design, algorithms, advertising, competition, generative AI, superintelligence, younger users, and other issues, including actions or decisions in connection with elections or geopolitical events, which has adversely affected, and may in the future adversely affect, our reputation and brands. For example, in January 2025, we announced certain changes to our content policies and enforcement efforts to further free expression on our platform and mitigate over-enforcement of certain of our content policies. Beginning in September 2021, we became the subject of media, legislative, and regulatory scrutiny as a result of a former employee's allegations and release of internal company documents relating to, among other things, our algorithms, advertising and user metrics, and content enforcement practices, as well as misinformation and other undesirable activity on our platform, and user well-being. In addition, in March 2018, we announced developments regarding the misuse of certain data by a developer that shared such data with third parties in violation of our terms and policies. We also may fail to respond expeditiously or appropriately to the sharing of content on our services, or to practices by advertisers or developers, that are illegal, illicit, or in violation of our policies, or fail to otherwise enforce our policies, address objectionable content or practices on our services, or address other user concerns, which has occurred in the past and which could erode confidence in our brands.

Our brands may also be negatively affected by the actions of users that are deemed to be hostile or inappropriate to other users, by the actions of users acting under false or inauthentic identities, by the use of our products or services to disseminate information that is deemed to be misleading (or intended to manipulate opinions), by perceived or actual efforts by governments to obtain access to user information for security-related purposes or to censor certain content on our platform, by the use of our products or services for illicit or objectionable ends, including, for example, any such actions around geopolitical events or elections in the United States and around the world, by decisions or recommendations regarding content on our platform from the independent Oversight Board, by research or media reports concerning the perceived or actual impacts of our products or services on user well-being, by our decisions regarding whether to enforce against content or suspend or disable participation on our platform by persons who violate our community standards or terms of service, or by any negative sentiment associated with our management.

Maintaining and enhancing our brands will require us to make substantial investments and these investments may not be successful. Certain of our actions, such as the foregoing matter regarding developer misuse of data and concerns around our handling of political speech, hate speech, and other content, advertising, and deceptive activity on our platform, as well as user well-being issues, have eroded confidence in our brands and may continue to do so in the future. If we fail to successfully promote and maintain our brands or if we incur excessive expenses in this effort, our business and financial results may be adversely affected.

We may not be able to continue to successfully maintain or grow engaging third-party content on our platform or usage of and engagement with applications that integrate with our products.

We have made and are continuing to make investments to enable creators to contribute engaging third-party content to our platform and developers to build, grow, and monetize applications that integrate with our products. From time to time we make product changes and offer tools to promote creative content on our platform, but we may not be successful in obtaining or attracting engaging third-party content. In addition, existing and prospective developers may not be successful in building, growing, or monetizing applications that create and maintain user engagement. Developers may also choose to build on other platforms, including platforms controlled by third parties, rather than building products that integrate with our products. We are continuously seeking to balance the distribution objectives of our developers with our desire to provide an optimal user experience, and we may not be successful in achieving a balance that continues to attract and retain such developers. For

[Table of Contents](#)

example, from time to time, we have taken actions to reduce the volume of communications from these developers to users on our products with the objective of enhancing the user experience, and such actions have reduced distribution from, user engagement with, and our monetization opportunities from, applications integrated with our products. In addition, as part of our efforts related to privacy, safety, and security, we conduct investigations and audits of platform applications from time to time, and we also have announced several product changes that restrict developer access to certain user data. In some instances, these actions, as well as other actions to enforce our policies applicable to developers, have adversely affected, or will adversely affect, our relationships with developers. If we are not successful in our efforts to maintain or grow engaging third-party content on our platform or the number of developers that choose to build products that integrate with our products, or if we are unable to continue to build and maintain good relations with such developers, our user growth and user engagement and our financial results may be adversely affected.

Risks Related to Our Business Operations and Financial Results

Our business is highly competitive. Competition presents an ongoing threat to the success of our business.

We compete with companies providing connection, sharing, discovery, and communication products and services to users online, as well as companies that sell advertising to businesses looking to reach consumers and/or develop tools and systems for managing and optimizing advertising campaigns. We face significant competition in every aspect of our business, including, but not limited to, companies that facilitate the ability of users to create, share, communicate, and discover content and information online or enable marketers to reach their existing or prospective audiences. We compete to attract, engage, and retain people who use our products, to attract and retain businesses that use our free or paid business and advertising services, and to attract and retain developers who build compelling applications that integrate with our products. We also compete with companies in the development and application of AI, particularly with respect to the development of frontier AI models, as well as the development and delivery of consumer hardware and augmented and virtual reality products and services. We also expect to face additional competition as we introduce or acquire new products, as our existing products evolve, or as other companies introduce new products and services, including as part of efforts to innovate through the development and application of AI and other new technologies, as well as efforts to develop the metaverse.

Some of our current and potential competitors may have greater resources, experience, or stronger competitive positions in certain product segments, geographic regions, or user demographics than we do. For example, some of our competitors may be domiciled in different countries and subject to political, legal, and regulatory regimes that enable them to compete more effectively than us. These factors may allow our competitors to respond more effectively than us to new or emerging technologies and changes in market conditions. We believe that some users, particularly younger users, are aware of and actively engaging with other products and services similar to, or as a substitute for, our products and services, and we believe that some users have reduced their use of and engagement with our products and services in favor of these other products and services. In addition, from time to time we make updates to our products and services to improve the user experience (including to help provide users with safe, positive, age-appropriate experiences), and these changes have had, and may in the future have, the effect of reducing time spent and some measures of user engagement with our products and services. In the event that users increasingly engage with other products and services, we may experience a decline in use and engagement in key user demographics or more broadly, in which case our business would likely be harmed.

Our competitors may develop products, features, or services that are similar to ours or that achieve greater acceptance, may undertake more far-reaching and successful product development efforts or marketing campaigns, or may adopt more aggressive pricing policies. Some competitors may gain a competitive advantage against us in areas where we operate, including: by making acquisitions; by limiting our ability to deliver, target, or measure the effectiveness of ads; by imposing fees or other charges related to our applications or our delivery of ads; by making access to our products more difficult or impossible; by making it more difficult to communicate with our users; by limiting the ability of our devices or products to interoperate with their popular platforms or products; or by integrating competing platforms, applications, or features into products they control such as mobile device operating systems, search engines, browsers, or e-commerce platforms. For example, each of Apple and Google have integrated competitive products with iOS and Android, respectively. In addition, Apple has released changes to iOS that limit our ability, and the ability of others in the digital advertising industry, to target and measure ads effectively. As a result, our competitors may, and in some cases will, acquire and engage users or generate advertising or other revenue at the expense of our own efforts, which would negatively affect our business and financial results. In addition, from time to time, we may take actions in response to competitive threats, but we cannot assure you that these actions will be successful or that they will not negatively affect our business and financial results.

[Table of Contents](#)

We believe that our ability to compete effectively depends upon many factors both within and beyond our control, including:

- the popularity, usefulness, ease of use, performance, and reliability of our products compared to our competitors' products;
- the size and composition of our user base;
- the engagement of users with our products and competing products;
- our ability to attract and retain businesses who use our free or paid business and advertising services;
- the timing and market acceptance of products, including developments and enhancements to our or our competitors' products;
- our safety and security efforts and our ability to protect user data and to provide users with control over their data;
- our ability to distribute our products to new and existing users;
- our ability to monetize our products;
- the frequency, size, format, quality, and relative prominence of the ads displayed by us or our competitors;
- customer service and support efforts;
- marketing and selling efforts, including our ability to measure the effectiveness of our ads and to provide marketers with a compelling return on their investments;
- our ability to establish and maintain developers' interest in building applications that integrate with our products;
- our ability to establish and maintain creator and publisher interest in integrating their content with our products;
- changes mandated by legislation, regulatory authorities, or litigation, some of which may have a disproportionate effect on us;
- acquisitions or consolidation within our industry, which may result in more formidable competitors;
- our ability to attract, retain, and motivate talented employees, particularly specialized technical personnel including software engineers, designers, and product managers;
- our ability to cost-effectively manage our operations; and
- our reputation and brand strength relative to those of our competitors.

If we are not able to compete effectively, our user base, level of user engagement, and ability to deliver ad impressions may decrease, we may become less attractive to developers and marketers, and our revenue and results of operations may be materially and adversely affected.

Our financial results will fluctuate from quarter to quarter and are difficult to predict.

Our quarterly financial results have fluctuated in the past and will fluctuate in the future. Additionally, we have a limited operating history with the current scale of our business, which makes it difficult to forecast our future results. As a result, you should not rely upon our past quarterly financial results as indicators of future performance. You should take into account the risks and uncertainties frequently encountered by companies in rapidly evolving markets. Our financial results in any given quarter can be influenced by numerous factors, many of which we are unable to predict or are outside of our control, including:

- our ability to maintain and grow our user base and user engagement, particularly for our products that deliver ad impressions;

[Table of Contents](#)

- our ability to attract and retain marketers in a particular period;
- our ability to recognize revenue or collect payments from marketers or advertising agencies or resellers in a particular period;
- fluctuations in spending by our marketers due to seasonality, such as historically strong spending in the fourth quarter of each year, episodic regional or global events, or other factors;
- the frequency, prominence, size, format, and quality of ads shown to users;
- the enforcement of our advertising policies, including the removal of ads and marketers from our platform;
- the success of technologies designed to block the display of ads;
- changes to the content or application of third-party policies that limit our ability to deliver, target, or measure the effectiveness of advertising, including changes by mobile operating system and browser providers such as Apple and Google;
- the pricing of our ads and other products;
- the diversification and growth of revenue sources beyond advertising on Facebook and Instagram;
- our ability to generate revenue from Payments, or the sale of our consumer hardware products or other products we may introduce in the future;
- changes to existing products or services or the development and introduction of new products or services by us or our competitors;
- user behavior or product changes that may reduce traffic to features or products that we successfully monetize;
- increases in marketing, sales, and other operating expenses, as well as capital expenditures, that we will incur to grow and expand our business and to remain competitive, including costs related to our data centers and technical infrastructure as well as other costs relating to our AI initiatives;
- costs related to our privacy, safety, security, and content and advertising review and enforcement efforts, including as a result of implementing changes to our practices, whether voluntarily, in connection with laws, regulations, regulatory actions, or decisions or recommendations from the independent Oversight Board, or otherwise;
- costs and expenses related to the development, manufacturing, and delivery of our consumer hardware products;
- our ability to maintain gross margins and operating margins;
- costs related to acquisitions or other strategic transactions, including costs associated with amortization and additional investments to develop acquired technologies;
- charges associated with impairment or abandonment of any assets on our balance sheet, including as a result of changes to our real property lease arrangements and data center and infrastructure assets;
- our ability to obtain equipment, components, and labor for our data centers and other technical infrastructure in a timely and cost-effective manner;
- system failures or outages or government blocking that prevent us from serving ads for any period of time;
- breaches of security or privacy, and the costs associated with any such breaches and remediation;
- changes in the manner in which we distribute our products or inaccessibility of our products due to third-party actions;
- fees paid to third parties for content or the distribution of our products;
- refunds or other concessions provided to advertisers;

[Table of Contents](#)

- share-based compensation expense, including acquisition-related expense;
- adverse litigation judgments, settlements, or other litigation-related costs;
- changes in the legislative or regulatory environment, including with respect to privacy, data protection, consumer protection, antitrust, content, or AI, or actions by governments or regulators, including fines, orders, or consent decrees;
- the overall tax rate for our business, which is affected by the mix of income we earn in the U.S. and in jurisdictions with different tax rates, the effects of share-based compensation, the effects of integrating intellectual property from acquisitions, the effects of changes in our business or structure, and the effects of discrete items such as legal and tax settlements and tax elections;
- the impact of changes in tax laws or judicial or regulatory interpretations of tax laws, which are recorded in the period such laws are enacted or interpretations are issued, and may significantly affect the effective tax rate of that period;
- tax obligations that may arise from resolutions of tax examinations, including the examination we are currently under by the Internal Revenue Service (IRS), that materially differ from the amounts we have anticipated;
- fluctuations in currency exchange rates and changes in the proportion of our revenue and expenses denominated in foreign currencies;
- trading activity in our share repurchase program;
- fluctuations in the market values of our investments in marketable securities, in the valuation of our non-marketable equity investments, and in interest rates;
- the incurrence of indebtedness or our ability to refinance existing indebtedness on acceptable terms;
- changes in U.S. generally accepted accounting principles; and
- changes in regional or global business, macroeconomic, or geopolitical conditions, which may impact the other factors described above.

Unfavorable media coverage negatively affects our business.

We receive a high degree of media coverage around the world. Our reputation has been, and could in the future be, adversely affected by unfavorable publicity regarding, for example, our privacy practices, advertising policies, product decisions, product quality, litigation or regulatory activity, government surveillance, the actions of our advertisers, the actions of our developers whose products are integrated with our products, the use of our products or services for illicit or objectionable ends, the substance or enforcement of our community standards, terms of service, or other policies, the actions of our users, the quality and integrity of content shared on our platform, the perceived or actual impacts of our products or services on user well-being, including for younger users, our management, or the actions of other companies that provide similar services to ours. For example, we have been the subject of significant media coverage involving concerns around our handling of political speech, hate speech, and other content, advertising, and deceptive activity on our platform, as well as user well-being issues, and we continue to receive negative publicity related to these topics. Beginning in September 2021, we became the subject of significant media coverage as a result of allegations and the release of internal company documents by a former employee. In addition, we have been, and may in the future be, subject to negative publicity in connection with our handling of misinformation and other illicit or objectionable use of our products or services, including in connection with geopolitical events and elections in the United States and around the world. We have also been, and expect to continue to be, subject to media coverage in connection with litigation matters. For example, several bellwether trials in our youth-related litigation matters are scheduled for 2026 and beyond. Any such negative publicity could have an adverse effect on the size, engagement, and loyalty of our user base and marketer demand for advertising on our products, which could result in decreased revenue and adversely affect our business and financial results, and we have experienced such adverse effects to varying degrees from time to time.

We are subject to the risk of catastrophic events and crises, which may have a significant adverse impact on our business and operations.

We are subject to the risk of public health crises such as pandemics, earthquakes, adverse weather conditions, other natural disasters, terrorism, geopolitical conflict, other physical security threats, power loss, cyber-attacks, and other catastrophic events and crises. For example, the COVID-19 pandemic previously significantly impacted our business and results of operations. In particular, the pandemic led to volatility in the demand for and pricing of our advertising services at various points throughout the pandemic, and we may experience similar effects in the future as a result of other catastrophic events. Such events also expose our business, operations, and workforce to a variety of other risks, including: volatility in the size of our user base and user engagement; delays in product development or releases, or reductions in manufacturing production and sales of consumer hardware, as a result of inventory shortages, supply chain or labor shortages; significant volatility and disruption of global financial markets, which could cause fluctuations in currency exchange rates or negatively impact our ability to access capital in the future; illnesses to key employees, or a significant portion of our workforce, which may result in inefficiencies, delays, and disruptions in our business; and increased volatility and uncertainty in the financial projections we use as the basis for estimates used in our financial statements. Any of these developments may adversely affect our business, harm our reputation, or result in legal or regulatory actions against us.

We incur significant expenses in operating our business, and some of our investments, particularly our investments in our artificial intelligence initiatives as well as Reality Labs, have the effect of reducing our operating margin and profitability. If our investments are not successful longer-term, our business and financial performance will be harmed.

We incur significant expenses in operating our business, and we expect our expenses to continue to increase in the future as we continue to invest in new and unproven technologies, including AI and machine learning, as we broaden our user base, as users increase the amount and types of content they consume and the data they share with us, for example with respect to video, as we develop and implement new products, as we market new and existing products and promote our brands, as we continue to expand our technical infrastructure, and as we continue our efforts to focus on privacy, safety, security, and content and advertising review and enforcement. We have previously undertaken cost reduction measures in light of a more challenging operating environment, which may adversely affect these or other business initiatives, and some of these measures have involved, and may in the future involve, up-front charges and outlays of cash to reduce certain longer-term expenses. In addition, from time to time we are subject to settlements, judgments, fines, or other monetary penalties in connection with legal and regulatory developments that may be material to our business.

We have made significant investments in AI initiatives, including investments in infrastructure and headcount, including specialized technical personnel, to support our efforts to enhance our products, features, and advertising tools, as well as to develop and train our AI models, and expect to continue to increase these investments. We are also continuing to increase our investments in new platforms and technologies, including as part of our VR, Horizon, and wearables efforts. Some of these investments, particularly our significant investments in Reality Labs, have generated only limited revenue and reduced our operating margin and profitability, and we expect the adverse financial impact of such investments to continue for the foreseeable future. For example, our investments in Reality Labs reduced our 2025 overall operating profit by approximately \$19.19 billion, and we expect our 2026 Reality Labs operating losses to remain similar to 2025. If our investments are not successful longer-term, our business and financial performance will be harmed.

Our ability to support these investments is dependent on generating sufficient profits from other areas of our business. From time to time we may also seek to raise additional capital through debt, equity, or other financing arrangements to support our business operations, strategic initiatives, or other corporate purposes. Such financings may not be available on favorable terms or at all. The incurrence of additional debt also results in increased fixed obligations and interest expense, while the issuance of additional equity securities results in dilution to our stockholders. If we are unable to obtain adequate financing when needed, our ability to finance our business operations and initiatives could be adversely affected.

Our business is dependent on our ability to maintain and scale our technical infrastructure, and any significant disruption in our products and services could damage our reputation, result in a potential loss of users and engagement, and adversely affect our financial results.

Our reputation and ability to attract, retain, and serve our users is dependent upon the reliable performance of our products and services and our underlying technical infrastructure. We have experienced, and may in the future experience, interruptions in the availability or performance of our products and services from time to time. Our systems may not be adequately designed or may not operate with the reliability and redundancy necessary to avoid performance delays or outages

[Table of Contents](#)

that could be harmful to our business. If our products or services are unavailable when users attempt to access them, or if they do not load as quickly as expected, users may not use our products or services as often in the future, or at all, and our ability to serve ads may be disrupted, any of which could adversely affect our business and financial performance. We have experienced such issues to varying degrees from time to time. In addition, as the amount and types of information shared on our products continue to grow and evolve, as the usage patterns of our global community continue to evolve, and as our internal operational demands continue to grow, especially with the deployment of AI technologies, we will need an increasing amount of technical infrastructure, including network capacity, computing power, and related energy requirements, to continue to satisfy our needs. Although we are making significant investments in our technical infrastructure, it is possible that we may fail to continue to effectively scale and grow our technical infrastructure to accommodate these increased demands or achieve our business objectives, which may adversely affect our user engagement and advertising revenue. In addition, our business may be subject to interruptions, delays, or failures resulting from earthquakes, adverse weather conditions, other natural disasters, power loss, terrorism, geopolitical conflict, other physical security threats, cyberattacks, or other catastrophic events and crises. Global climate change could result in certain types of natural disasters occurring more frequently or with more intense effects. Any such events may result in users being subject to service disruptions or outages and we may not be able to recover our technical infrastructure and user data in a timely manner to restart or provide our services, which may adversely affect our financial results. We also have been, and may in the future be, subject to increased energy and/or other costs to maintain the availability or performance of our products and services in connection with any such events.

A substantial portion of our technical infrastructure is provided by third parties. Any disruption or failure in the services we receive from these providers could harm our ability to handle existing or increased traffic and could significantly harm our business. Any financial or other difficulties these providers face may adversely affect our business, and we exercise little control over these providers, which increases our vulnerability to problems with the services they provide. We have experienced, and expect to continue to experience, various challenges with the supply chain related to supporting our technical infrastructure. As a result, we have adjusted, and may continue to adjust in the future, our procurement practices to adapt to the evolving landscape. We may not be able to secure sufficient components, equipment, or services from third parties to satisfy our needs, or we may be required to procure such components, equipment, or services on unfavorable terms.

Any of these developments may result in interruptions in the availability or performance of our products or services, require unfavorable changes to existing products or services, delay the introduction of future products or services, or otherwise adversely affect our business and financial results.

We have experienced, and could experience in the future, difficulties in building and operating key portions of our technical infrastructure.

We have designed and built our own data centers and key portions of our technical infrastructure through which we serve our products, and we plan to continue to significantly expand the size of our infrastructure primarily through data centers, subsea and terrestrial fiber optic cable systems, and other projects. The infrastructure expansion we are undertaking is complex and involves projects in multiple locations around the world, including in developing regions that expose us to increased risks relating to anti-corruption compliance, trade compliance, environmental, health, and safety compliance, and political challenges, among others. We have changed, suspended, and terminated certain of these projects as a result of various factors, and may continue to do so in the future. Additional unanticipated delays or disruptions in the completion of these projects, including due to the availability of components, power or network capacity, or any shortage of labor necessary in building portions of such projects, challenges in obtaining required government or regulatory approvals, or other geopolitical challenges or actions by governments, including trade disputes or other developments, may lead to increased project costs, operational inefficiencies, interruptions in the delivery or degradation of the quality or reliability of our products and services, or impairment of assets on our balance sheet. For example, like others in our industry, we rely on certain third-party equipment and components for our technical infrastructure that are manufactured by a small number of third parties, often with significant operations in a single region such as Asia. Any of the foregoing delays or disruptions, including actions by governments or geopolitical events such as international conflicts, tariffs, sanctions, export or import controls, and other measures that restrict international trade, could reduce or eliminate the ability of our suppliers, manufacturers, or other third-party providers to continue their operations to manufacture, or limit or eliminate our ability to purchase, key components of our technical infrastructure.

In addition, there may be issues related to this infrastructure that are not identified during the testing phases of design and implementation, which may only become evident after we have started to fully utilize the underlying equipment, that could further degrade the user experience or increase our costs. Further, much of our technical infrastructure is located

[Table of Contents](#)

outside the United States, and action by a foreign government, or our response to such government action, has resulted, and may result in the future, in the impairment of a portion of our technical infrastructure, which may interrupt the delivery or degrade the quality or reliability of our products and lead to a negative user experience or increase our costs. Any of these events could adversely affect our business, reputation, or financial results.

Real or perceived inaccuracies in our community and other metrics may harm our reputation and negatively affect our business.

The numbers for our key metrics, which include our daily active people (DAP) and average revenue per person (ARPP), are calculated using internal company data based on the activity of user accounts. While these numbers are based on what we believe to be reasonable estimates of our user base for the applicable period of measurement, there are inherent challenges in measuring usage of our products across large online and mobile populations around the world. The methodologies used to measure these metrics require significant judgment and are also susceptible to algorithm or other technical errors. In addition, we are continually seeking to improve our estimates of our user base, and such estimates may change due to improvements or changes in our methodology. We regularly review our processes for calculating these metrics, and from time to time we discover inaccuracies in our metrics or make adjustments to improve their accuracy, which can result in adjustments to our historical metrics. Our ability to recalculate our historical metrics may be impacted by data limitations or other factors that require us to apply different methodologies for such adjustments. We generally do not intend to update previously disclosed Family metrics for any such inaccuracies or adjustments that are within the error margins disclosed below.

In addition, our Family metrics estimates will differ from estimates published by third parties due to differences in methodology or other factors such as data limitations or other challenges in measuring large online and mobile populations. For example, our methodologies include measurements of our user base that have in some instances exceeded estimates of addressable online and mobile populations that are based on data published by third parties.

Many people in our community have user accounts on more than one of our products, and some people have multiple user accounts within an individual product. Accordingly, for our Family metrics, we do not seek to count the total number of user accounts across our products because we believe that would not reflect the actual size of our community. Rather, our Family metrics represent our estimates of the number of unique people using at least one of Facebook, Instagram, Messenger, and WhatsApp. We do not require people to use a common identifier or link their accounts to use multiple products in our Family, and therefore must seek to attribute multiple user accounts within and across products to individual people. To calculate these metrics, we rely upon complex techniques, algorithms and machine learning models that seek to count the individual people behind user accounts, including by matching multiple user accounts within an individual product and across multiple products when we believe they are attributable to a single person, and counting such group of accounts as one person. These techniques and models require significant judgment, are subject to data and other limitations discussed below, and inherently are subject to statistical variances and uncertainties. We estimate the potential error in our Family metrics primarily based on user survey data as described further below, which itself is subject to error as well. While we expect the error margin for our Family metrics to vary from period to period, we estimate that such margin generally will be approximately 3% of our worldwide DAP. At our scale, it is very difficult to attribute multiple user accounts within and across products to individual people, and it is possible that the actual numbers of unique people using our products may vary significantly from our estimates, potentially beyond our estimated error margins. As a result, it is also possible that our Family metrics may indicate changes or trends in user numbers that do not match actual changes or trends.

To calculate our estimates of DAP, we currently use a series of machine learning models that are developed based on internal reviews of limited samples of user accounts and calibrated against user survey data. We apply significant judgment in designing these models and calculating these estimates. For example, to match user accounts within individual products and across multiple products, we use data signals such as similar device information, IP addresses, and user names. We also calibrate our models against data from periodic user surveys of varying sizes and frequency across our products, which survey questions are based on monthly usage, and which are inherently subject to error. The timing and results of such user surveys have in the past contributed, and may in the future contribute, to changes in our reported Family metrics from period to period. In addition, our data limitations may affect our understanding of certain details of our business and increase the risk of error for our Family metrics estimates. Our techniques and models rely on a variety of data signals from different products, and we rely on more limited data signals for some products compared to others. For example, as a result of limited visibility into encrypted products, we have fewer data signals from WhatsApp user accounts and primarily rely on phone numbers and device information to match WhatsApp user accounts with accounts on our other products. Any loss of access to data signals we use in our process for calculating Family metrics, whether as a result of our own product decisions, actions by third-party

[Table of Contents](#)

browser or mobile platforms, regulatory or legislative requirements, or other factors, also may impact the stability or accuracy of our reported Family metrics, as well as our ability to report these metrics at all. Our estimates of Family metrics also may change as our methodologies evolve, including through the application of new data signals or technologies, product changes, or other improvements in our user surveys, algorithms, or machine learning that may improve our ability to match accounts within and across our products or otherwise evaluate the broad population of our users. In addition, such evolution may allow us to identify previously undetected violating accounts (as defined below).

We regularly evaluate our Family metrics to estimate the percentage of our DAP consisting solely of "violating" accounts. We define "violating" accounts as accounts which we believe are intended to be used for purposes that violate our terms of service, including bots and spam. Our violating accounts estimation is based on an internal review of a limited sample of accounts, and we apply significant judgment in making this determination. For example, we look for account information and behaviors associated with Facebook and Instagram accounts that appear to be inauthentic to the reviewers, but we have less visibility into WhatsApp user activity due to encryption. In addition, if we believe an individual person has one or more violating accounts, we do not include such person in our violating accounts estimation as long as we believe they have one active account that does not constitute a violating account. In the fourth quarter of 2025, we made certain updates to the methodology we use for this estimation, including to incorporate updated data signals as a result of improvements in our ability to identify activity we believe to be violating our policies, as well as to focus on the most recent account activity when determining whether to include a person in our violating accounts estimation. Accordingly, in the fourth quarter of 2025, we estimated that less than 5% of our worldwide DAP consisted solely of violating accounts. We believe the increase compared to our prior estimation was a result of the methodology update described above. From time to time, we disable certain user accounts, make product changes, or take other actions to reduce the number of violating accounts among our users, which may also reduce our DAP estimates in a particular period. We intend to continue to disclose our estimates of the percentage of our DAP consisting solely of violating accounts on an annual basis in our Annual Report on Form 10-K. Violating accounts are very difficult to measure at our scale, and it is possible that the actual number of violating accounts may vary significantly from our estimates.

Other data limitations also may affect our understanding of certain details of our business. For example, while user-provided data indicates a decline in usage among younger users, this age data may be unreliable because a disproportionate number of our younger users register with an inaccurate age. Accordingly, our understanding of usage by age group may not be complete.

Our estimates for revenue by user location, as well as year-over-year percentage changes in ad impressions delivered and the average price per ad by user location, are also affected by data limitations and other challenges in measuring user geography. Our data regarding the geographic location of our users is estimated based on a number of factors, such as the user's IP address and self-disclosed location. These factors may not always accurately reflect the user's actual location. For example, a user may appear to be accessing our products from the location of the proxy server that the user connects to rather than from the user's actual location. The methodologies used to measure our metrics are also susceptible to algorithm or other technical errors.

In addition, from time to time we provide, or rely on, certain other metrics and estimates, including those relating to the reach and effectiveness of our ads. Many of our metrics involve the use of estimations and judgments, and our metrics and estimates are subject to software bugs, inconsistencies in our systems, and human error. Such metrics and estimates also change from time to time due to improvements or changes in our terminology or methodology, including as a result of loss of access to data signals we use in calculating such metrics and estimates. We have been, and may in the future be, subject to litigation as well as marketer, regulatory, and other inquiries regarding the accuracy of such metrics and estimates. Where marketers, developers, or investors do not perceive our metrics or estimates to be accurate, or where we discover material inaccuracies in our metrics or estimates, we may be subject to liability, our reputation may be harmed, and marketers and developers may be less willing to allocate their budgets or resources to our products that deliver ad impressions, which could negatively affect our business and financial results.

We cannot assure you that we will effectively manage our scale.

Our employee headcount and the scale and complexity of our business have increased significantly over time. The scale of our business and breadth of our products create significant challenges for our management, operational, and financial resources, including managing multiple relationships with users, marketers, developers, and other third parties, and maintaining information technology systems and internal controls and procedures that support the scale and complexity of our business. To effectively manage our scale, we must maintain, and continue to adapt, our operational, financial, and

[Table of Contents](#)

management processes and systems, manage our headcount and facilities, and effectively train and manage our personnel. Many of our personnel work remotely, which may lead to challenges in productivity and collaboration. In addition, from time to time, we implement organizational changes to pursue greater efficiency and realign our business and strategic priorities. For example, in 2022 and 2023, we announced several initiatives, including restructurings, employee layoffs, and measures to scale down our office facilities. These efforts also subject us to risks such as greater than anticipated costs, adverse effects on employee retention, and increased difficulty managing the scale and complexity of our business. For example, we could face delays or challenges with product development, other business and strategic initiatives, or legal and regulatory compliance, as well as other disruptions to our operations. As our organization continues to evolve, and we are required to implement and adapt complex organizational management structures, we may find it difficult to maintain the benefits of our corporate culture, including our ability to quickly develop and launch new and innovative products. Any of these developments could negatively affect our business, reputation, or financial results.

We have significant international operations, which subject us to increased business, economic, and legal risks that could affect our financial results.

We have significant international operations. We currently make our Family products available in a total of more than 100 different languages, and we have offices or data centers in approximately 40 different countries. We may enter new international regions where we have limited or no experience in marketing, selling, and deploying our products. Our products are generally available globally, but some or all of our products or functionality may not be available in certain regions due to legal and regulatory complexities. For example, several of our products are not generally available in China. We also outsource certain operational functions to third parties globally. If we fail to deploy, manage, or oversee our international operations successfully, our business may suffer. In addition, we are subject to a variety of risks inherent in doing business internationally, including:

- political, social, or economic instability;
- risks related to legal, regulatory, and other government scrutiny applicable to U.S. companies with sales and operations in foreign jurisdictions, including with respect to privacy, tax, law enforcement, content, trade compliance, supply chain, competition, consumer protection, intellectual property, environmental, health and safety, accessibility, licensing, and infrastructure matters;
- potential damage to our brand and reputation due to compliance with local laws, including potential censorship or requirements to provide user information to local authorities;
- enhanced difficulty in reviewing content on our platform and enforcing our community standards, terms of service, and other policies across different languages and countries;
- fluctuations in currency exchange rates and compliance with currency controls;
- foreign exchange controls and tax and other regulations and orders that might prevent us from repatriating cash earned in countries outside the United States or otherwise limit our ability to move cash freely, and impede our ability to invest such cash efficiently;
- higher levels of credit risk and payment fraud;
- enhanced difficulties of integrating any foreign acquisitions;
- burdens of complying with a variety of foreign laws, including laws related to taxation, content removal, content moderation, data localization, data protection, competition, e-commerce and payments, and regulatory oversight;
- reduced protection for intellectual property rights in some countries;
- difficulties in staffing, managing, and overseeing global operations and the increased travel, infrastructure, and legal compliance costs associated with multiple international locations, including difficulties arising from personnel working remotely;
- compliance with statutory equity requirements and management of tax consequences; and
- geopolitical events affecting us, our marketers or our industry, including trade disputes, armed conflicts, and

pandemics.

In addition, we must manage the potential conflicts between locally accepted business practices in any given jurisdiction and our obligations to comply with laws and regulations, including anti-corruption laws or regulations applicable to us, such as the U.S. Foreign Corrupt Practices Act and the U.K. Bribery Act 2010. We also must manage our obligations to comply with laws and regulations related to import and export controls, trade restrictions, and sanctions, including regulations established by the U.S. Office of Foreign Assets Control. Government agencies and authorities have a broad range of civil and criminal penalties they may seek to impose against companies for violations of anti-corruption laws or regulations, import and export controls, trade restrictions, sanctions, and other laws, rules, and regulations.

If we are unable to expand internationally and manage the complexity of our global operations successfully, our financial results could be adversely affected. We also may be required to or elect to cease or modify our operations or the offering of our products and services in certain regions, including as a result of the risks described above, which could adversely affect our business, user growth and engagement, and financial results.

We face design, manufacturing, and supply chain risks with respect to our consumer hardware products that, if not properly managed, could adversely impact our financial results.

We face a number of risks related to design, manufacturing, and supply chain management with respect to our consumer hardware products. For example, the consumer hardware products we sell from time to time have had, and in the future may have, quality issues resulting from the design or manufacture of the products, or from the software used in the products. Sometimes, these issues may be caused by components we purchase from other manufacturers or suppliers. Our brand and financial results could be adversely affected by any such quality issues, other failures to meet our customers' expectations, or findings of our consumer hardware products to be defective.

We rely on third parties to manufacture and manage the logistics of transporting and distributing our consumer hardware products, which subjects us to a number of risks. The manufacturing of our consumer hardware products depends on a small number of third parties, often with significant operations in a single region such as Asia. We have experienced, and may in the future experience, supply or labor shortages, strikes or other disruptions in logistics and the supply chain, which could result in shipping delays and negatively impact our operations, product development, and sales. We could be negatively affected if we are not able to engage third parties with the necessary capabilities or capacity on reasonable terms, or if those we engage with fail to meet their obligations (whether due to financial difficulties, manufacturing or supply constraints, or other reasons), or make adverse changes in the pricing or other material terms of such arrangements with them. The manufacturing, distribution, and sale of our consumer hardware products also may be negatively impacted by macroeconomic conditions, geopolitical challenges, trade disputes, or other actions by governments or non-state actors (including international conflicts, tariffs, sanctions, export controls, and other measures that restrict international trade) that subject us to supply shortages, increased costs, or supply chain or logistics disruptions.

We also require the suppliers and business partners of our consumer hardware products to comply with laws and certain company policies regarding sourcing practices and standards on labor, trade compliance, health and safety, the environment, and business ethics, but we do not control them or their practices and standards and have experienced violations of these requirements from time to time. If any supplier or business partner violates laws, fails to implement changes in accordance with newly enacted laws, or implements practices or standards regarded as unethical, corrupt, or non-compliant, we could experience supply chain disruptions, government action or fines, canceled orders, or damage to our reputation.

We face inventory risk with respect to our consumer hardware products.

We are exposed to inventory risks with respect to our consumer hardware products as a result of rapid changes in product cycles and pricing, unsafe or defective merchandise, supply chain disruptions, changes in consumer demand and consumer spending patterns, changes in consumer tastes with respect to our consumer hardware products, higher tariffs that increase consumer prices, and other factors. The demand for our products can also change significantly between the time inventory or components are ordered and the date of sale. While we endeavor to accurately predict these trends and avoid overstocking or understocking consumer hardware products we may sell, from time to time we have experienced difficulties in accurately predicting and meeting the consumer demand for our products. In addition, when we begin selling or manufacturing a new consumer hardware product or enter new international regions, it may be difficult to establish vendor relationships, determine appropriate product or component selection, and accurately forecast demand. The acquisition of certain types of inventory or components may require significant lead-time and prepayment and they may not be returnable.

[Table of Contents](#)

Any one of the foregoing factors may adversely affect our operating results.

We are involved in numerous class action lawsuits and other litigation matters that are expensive and time consuming, and, if resolved adversely, could harm our business, financial condition, or results of operations.

We are involved in numerous lawsuits, including stockholder derivative lawsuits and putative class action lawsuits, many of which claim statutory damages and/or seek significant changes to our business operations, and we anticipate that we will continue to be a target for numerous lawsuits in the future. Because of the scale of our user, advertiser, and developer base, the plaintiffs in class action cases filed against us typically claim enormous monetary damages even if the alleged per-user or entity harm is small or non-existent. In addition, we have faced, currently face, and will continue to face additional class action and other lawsuits based on claims related to advertising, antitrust, privacy, security, biometrics, content, algorithms, copyright, user well-being, younger users, employment, contingent workers, activities on our platform, consumer protection, unfair and deceptive trade practices, or product performance or other claims related to the use of consumer hardware and software, including virtual reality technology and products, which are new and unproven. For example, we are currently the subject of multiple putative class action suits in connection with our platform and user data practices and the misuse of certain data by a developer that shared such data with third parties in violation of our terms and policies; the disclosure of our earnings results for the second quarter of 2018; our acquisitions of Instagram and WhatsApp, as well as other alleged anticompetitive conduct; a former employee's allegations and release of internal company documents beginning in September 2021; the disclosure of our earnings results for the fourth quarter of 2021; and allegations that we inflated our estimates of the potential audience size for advertisements, resulting in artificially increased demand and higher prices. We are also the subject of multiple lawsuits related to our alleged use of biometric technology, our alleged recommendation of and/or failure to remove harmful content, information from third-party websites or apps via our business tools, our alleged use of copyright-protected content, or data that we allegedly improperly scraped or acquired, to train our AI models, and allegations that Facebook and Instagram cause "social media addiction" in users and allegations of violations of the Children's Online Privacy Protection Act (COPPA). We have seen an increase in litigation and threatened claims related to the provision of our services to younger users, and expect to face similar litigation in the future, including as global youth-related regulation continues to evolve. The results of any such lawsuits and claims cannot be predicted with certainty, and any negative outcome from any such lawsuits could result in payments of substantial monetary damages or fines, or undesirable changes to our products or business practices, and accordingly our business, financial condition, or results of operations could be materially and adversely affected.

There can be no assurances that a favorable final outcome will be obtained in all our cases, and defending any lawsuit is costly and can impose a significant burden on management and employees. Any litigation to which we are a party may result in an onerous or unfavorable judgment that may not be reversed upon appeal or in payments of substantial monetary damages or fines, or we may decide to settle lawsuits on similarly unfavorable terms, which has occurred in the past and which could adversely affect our business, financial conditions, or results of operations.

We plan to continue to make acquisitions and pursue other strategic transactions, which could impact our financial condition or results of operations and may adversely affect the price of our common stock.

As part of our business strategy, we have made and intend to continue to make acquisitions to add specialized employees and complementary companies, products, or technologies, and from time to time may enter into other strategic transactions such as investments and joint ventures. We may not be able to find suitable acquisition candidates, and we may not be able to complete acquisitions or other strategic transactions on favorable terms, or at all, including as a result of regulatory challenges. For example, we completed our divestiture of Giphy in 2023 following the United Kingdom Competition and Markets Authority's order directing us to divest Giphy post-acquisition. In addition, although we were able to successfully complete the acquisition after prevailing in federal court, the FTC sought to enjoin our proposed acquisition of Within Unlimited. In some cases, the costs of such acquisitions or other strategic transactions may be substantial, and there is no assurance that we will realize expected synergies and potential monetization opportunities for our acquisitions or a favorable return on investment for our strategic investments.

[Table of Contents](#)

We may pay substantial amounts of cash or incur debt to pay for acquisitions or other strategic transactions, which has occurred in the past and could adversely affect our liquidity. The incurrence of indebtedness also results in increased fixed obligations and increased interest expense, and could also include covenants or other restrictions that would impede our ability to manage our operations. From time to time we may also issue equity securities to pay for acquisitions or other strategic transactions and we regularly grant restricted stock units to retain the employees of acquired companies, which could increase our expenses, adversely affect our financial results, and result in dilution to our stockholders. In addition, any acquisitions or other strategic transactions we announce could be viewed negatively by users, marketers, developers, or investors, which may adversely affect our business or the price of our Class A common stock.

We may also discover liabilities, deficiencies, or other claims associated with the companies or assets we acquire that were not identified in advance, which may result in significant unanticipated costs. The effectiveness of our due diligence review and our ability to evaluate the results of such due diligence are dependent upon the accuracy and completeness of statements and disclosures made or actions taken by the companies we acquire or their representatives, as well as the limited amount of time in which acquisitions are executed. In addition, we may fail to accurately forecast the financial impact of an acquisition or other strategic transaction, including tax and accounting charges. Acquisitions or other strategic transactions may also result in our recording of significant additional expenses to our results of operations and recording of substantial finite-lived intangible assets on our balance sheet upon closing. Any of these factors may adversely affect our financial condition or results of operations.

We may not be able to successfully integrate our acquisitions, and we incur significant costs to integrate and support the companies we acquire.

The integration of acquisitions requires significant time and resources, particularly with respect to companies that have significant operations or that develop products where we do not have prior experience, and we may not manage these processes successfully. We have made, and may in the future make, substantial investments of resources to support our acquisitions, which can result in significant ongoing operating expenses and the diversion of resources and management attention from other areas of our business. We cannot assure you that these investments will be successful. If we fail to successfully integrate the companies we acquire, we may not realize the benefits expected from the transaction and our business may be harmed.

We have had, and may in the future have, exposure to greater than anticipated tax liabilities.

Our tax obligations, including income and non-income taxes, are based in part on our corporate operating structure and intercompany arrangements, including the manner in which we operate our business, develop, value, manage, protect, and use our intellectual property, and the valuations of our intercompany transactions. The tax laws applicable to our business, including the laws of the United States and other jurisdictions, are subject to interpretation. Certain jurisdictions have applied novel or aggressive interpretations of their laws in an effort to raise additional tax revenue from companies such as Meta, and we may experience similar developments in the future. We are subject to regular review and audit by U.S. federal, state, and foreign tax authorities. Tax authorities may disagree with certain positions we have taken, including our methodologies for valuing developed technology or intercompany arrangements, and any adverse outcome of such a review or audit could increase our worldwide effective tax rate, increase the amount of non-income taxes imposed on our business, and harm our financial position, results of operations, and cash flows. For example, in 2016 and 2018, the IRS issued formal assessments relating to transfer pricing with our foreign subsidiaries in conjunction with the examination of the 2010 through 2013 tax years. Although we disagree with the IRS' position and are litigating this issue, the ultimate resolution is uncertain and, if resolved in a manner unfavorable to us, may adversely affect our financial results.

The determination of our worldwide provision for income taxes and other tax liabilities requires significant judgment by management, and there are many transactions where the ultimate tax determination is uncertain. Our provision for income taxes is determined by the manner in which we operate our business, and any changes to such operations or laws applicable to such operations may affect our effective tax rate. Although we believe that our provision for income taxes and estimates of our non-income tax liabilities are reasonable, the ultimate settlement may differ from the amounts recorded in our financial statements and may materially affect our financial results in the period or periods for which such determination is made.

Our future income tax rates could be volatile and difficult to predict due to changes in jurisdictional profit split, changes in the amount and recognition of deferred tax assets and liabilities, or by changes in tax laws, regulations, or accounting principles.

Changes in tax laws or tax rulings could materially affect our financial position, results of operations, and cash flows.

The tax regimes we are subject to or operate under, including income and non-income taxes, are unsettled and may be subject to significant change. Changes in tax laws or tax rulings, or changes in interpretations of existing laws, could materially affect our financial position, results of operations, and cash flows. For example, the One Big Beautiful Bill Act (OBBBA) enacted in July 2025 had a significant impact on our tax obligations and effective tax rate for the third quarter of 2025. The issuance of additional regulatory or accounting guidance related to the OBBBA or other executive or Congressional actions in the United States or globally could materially affect our tax obligations and significantly impact our effective tax rate in the period such guidance is issued or such actions take effect, and in future periods. In addition, many countries have recently proposed or recommended changes to existing tax laws or have enacted new laws that could significantly increase our tax obligations in many countries where we do business or require us to change the manner in which we operate our business.

Over the last several years, the Organization for Economic Cooperation and Development (OECD) has been working on a Base Erosion and Profit Shifting Project that, if implemented, would change various aspects of the existing framework under which our tax obligations are determined in many of the countries in which we do business. A number of countries have enacted legislation to implement the OECD's 15% global minimum tax regime. As additional jurisdictions enact legislation, transitional relief expires, and other provisions of the minimum tax legislation become effective, our effective tax rate and cash tax payments could increase in future years. Similarly, the European Commission and several countries have issued proposals that would apply to various aspects of the current international tax rules under which we are taxed. These proposals include changes to the existing rules to calculate income tax, as well as proposals to change or impose new types of non-income taxes, including taxes based on a percentage of revenue. For example, several jurisdictions have proposed or enacted taxes applicable to certain digital services, which include business activities on digital advertising and online marketplaces, and which apply to our business. In the absence of active OECD discussions, countries may continue imposing unilateral tax measures, such as digital services taxes, outside existing treaty frameworks. These measures may proliferate in the absence of bilateral or multilateral agreement.

The European Commission has conducted investigations in multiple countries focusing on whether local country tax rulings or tax legislation provides preferential tax treatment that violates European Union state aid rules and concluded that certain member states, including Ireland, have provided illegal state aid in certain cases. These investigations may result in changes to the tax treatment of our foreign operations.

In addition, ongoing volatility due to international trade may prompt foreign governments to expand regulatory authority or adopt new measures, increasing compliance risks, taxes, and operational complexities. Due to the large and expanding scale of our international business activities, many of these types of changes to the taxation of our activities described above could increase our worldwide effective tax rate, increase the amount of non-income taxes imposed on our business, and harm our financial position, results of operations, and cash flows. Such changes may also apply retroactively to our historical operations and result in taxes greater than the amounts estimated and recorded in our financial statements.

Given our levels of share-based compensation, our tax rate has in the past varied, and may in the future vary, significantly depending on our stock price.

The tax effects of the accounting for share-based compensation have in the past impacted, and may in the future impact, our effective tax rate, sometimes significantly, from period to period. In periods in which our stock price varies from the grant price of the share-based compensation vesting in that period, we will recognize excess tax benefits or shortfalls that may impact our effective tax rate. Following the enactment of OBBBA, excess tax benefits from share-based compensation may not be realizable as a result of the Corporate Alternative Minimum Tax (CAMT). In future periods in which our stock price varies in comparison to the grant price of the share-based compensation vesting in that period, our effective tax rate may be inversely impacted. The amount and value of share-based compensation issued relative to our earnings in a particular period will also affect the magnitude of the impact of share-based compensation on our effective tax rate. In future periods, the tax effects of share-based compensation are dependent on our stock price, which we do not control, the CAMT system, and future changes in tax laws.

If our goodwill or intangible assets become impaired, we may be required to record a significant charge to earnings.

We review our intangible assets for impairment when events or changes in circumstances indicate the carrying value may not be recoverable, such as a decline in stock price and market capitalization. We test goodwill for impairment at the reporting unit level at least annually. If such goodwill or intangible assets are deemed to be impaired, an impairment loss equal to the amount by which the carrying amount exceeds the fair value of the assets would be recognized. We may be required to record a significant charge in our financial statements during the period in which any impairment of our goodwill or intangible assets is determined, which would negatively affect our results of operations.

The loss of one or more of our key personnel, or our failure to attract and retain other highly qualified personnel in the future, could harm our business.

We currently depend on the continued services and performance of our key personnel, including Mark Zuckerberg. Mr. Zuckerberg and certain other members of management participate in various high-risk activities, such as combat sports, extreme sports, and recreational aviation, which carry the risk of serious injury and death. If Mr. Zuckerberg were to become unavailable for any reason, there could be a material adverse impact on our operations. The loss of other key personnel, including members of management as well as key engineering, product development, science, research, marketing, and sales personnel, could also disrupt our operations and have an adverse effect on our business.

In addition, we cannot guarantee we will continue to attract and retain the personnel we need to maintain our competitive position. In particular, we expect to continue to face significant challenges in hiring specialized technical personnel, particularly senior engineering and AI research talent, whether as a result of competition with other companies or other factors. As our company continues to evolve, the incentives to attract, retain, and motivate employees provided by our equity awards or by future arrangements may not be as effective as in the past. From time to time we issue significant equity to attract additional employees or to retain our existing employees, resulting in substantial additional share-based compensation expense and dilution to the ownership of our existing stockholders. Our ability to attract, retain, and motivate employees may also be adversely affected by stock price volatility. In addition, restrictive immigration policies or legal or regulatory developments relating to immigration may negatively affect our efforts to attract and hire new personnel as well as retain our existing personnel. If we do not succeed in attracting, hiring, and integrating excellent personnel, or retaining and motivating existing personnel, we may be unable to grow effectively or otherwise achieve our business objectives.

Our CEO has control over key decision making as a result of his control of a majority of the voting power of our outstanding capital stock.

Mark Zuckerberg, our founder, Chairman, and CEO, is able to exercise voting rights with respect to a majority of the voting power of our outstanding capital stock and therefore has the ability to control the outcome of all matters submitted to our stockholders for approval, including the election of directors and any merger, consolidation, or sale of all or substantially all of our assets. This concentrated control could delay, defer, or prevent a change of control, merger, consolidation, or sale of all or substantially all of our assets that our other stockholders support, or conversely this concentrated control could result in the consummation of such a transaction that our other stockholders do not support. This concentrated control could also discourage a potential investor from acquiring our Class A common stock, which has limited voting power relative to the Class B common stock, and might harm the trading price of our Class A common stock. In addition, Mr. Zuckerberg has the ability to control the management and major strategic investments of our company as a result of his position as our CEO and his ability to control the election or, in some cases, the replacement of our directors. In the event of his death, the shares of our capital stock that Mr. Zuckerberg owns will be transferred to the persons or entities that he has designated. As a board member and officer, Mr. Zuckerberg owes a fiduciary duty to our stockholders and must act in good faith in a manner he reasonably believes to be in the best interests of our stockholders. As a stockholder, even a controlling stockholder, Mr. Zuckerberg is entitled to vote his shares in his own interests, which may not always be in the interests of our stockholders generally.

We cannot guarantee that our share repurchase program will be fully consummated or that it will enhance long-term stockholder value. Share repurchases and dividend payments could also increase the volatility of the trading price of our stock and will diminish our cash reserves.

Although our board of directors has authorized a share repurchase program that does not have an expiration date, the program does not obligate us to repurchase any specific dollar amount or to acquire any specific number of shares of our Class A common stock. The specific timing and amount of any share repurchases, and the specific timing and amount of any

[Table of Contents](#)

dividend payments, will depend on prevailing share prices, general economic and market conditions, company performance, and other considerations. We cannot guarantee that the repurchase program will be fully consummated or that it will enhance long-term stockholder value. The repurchase program and dividend payments could affect the trading price of our stock and increase volatility, and any announcement of a termination of this repurchase program or dividend payments may result in a decrease in the trading price of our stock. In addition, this repurchase program and dividend payments will diminish our cash reserves.

There can be no assurance that we will continue to declare cash dividends.

The payment of any cash dividends in the future is subject to continued capital availability, market conditions, applicable laws and agreements, and our board of directors continuing to determine that the declaration of dividends are in the best interests of our stockholders. The declaration and payment of any dividend may be discontinued or reduced at any time, and there can be no assurance that we will declare cash dividends in the future in any particular amounts, or at all.

Risks Related to Government Regulation and Enforcement

Actions by governments that restrict access to Facebook or our other products in their countries, censor or moderate content on our products in their countries, or otherwise impair our ability to sell or deliver advertising in their countries, could substantially harm our business and financial results.

Governments from time to time seek to censor or moderate content available on Facebook or our other products in their country, restrict access to our products from their country partially or entirely, or impose other restrictions that may affect the accessibility of our products in their country for an extended period of time or indefinitely. For example, user access to Facebook and certain of our other products has been or is currently restricted in whole or in part in China, Iran, and North Korea. In addition, government authorities in other countries may seek to restrict user access to our products if they consider us to be in violation of their laws or a threat to public safety or for other reasons, and certain of our products have been restricted by governments in other countries from time to time. For example, in 2020, Hong Kong adopted a National Security Law that provides authorities with the ability to obtain information, remove and block access to content, and suspend user services, and if we are found to be in violation of this law then the use of our products may be restricted. Hong Kong has passed additional national security legislation in 2024. In addition, if we are required to or elect to make changes to our marketing and sales or other operations in Hong Kong as a result of the National Security Law or other legislation, our revenue and business in the region will be adversely affected. In addition, in connection with the war in Ukraine in 2022, access to Facebook and Instagram was restricted in Russia and the services were then prohibited by the Russian government, which has adversely affected, and will likely continue to adversely affect, our revenue and business in the region.

It is also possible that government authorities could take action that impairs our ability to sell or deliver advertising, including in countries where access to our consumer-facing products may be blocked or restricted. For example, we generate meaningful revenue from a small number of resellers serving advertisers based in China, and it is possible that the Chinese, United States, or other government could take action that reduces or eliminates our China-based advertising revenue, whether as a result of the trade dispute with the United States, including any tariffs implemented by the United States or China, in response to content issues or information requests in Hong Kong or elsewhere, or for other reasons, or take other action against us, such as imposing taxes or other penalties, which could adversely affect our financial results.

Similarly, if we are found to be out of compliance with certain legal requirements for companies in Turkey, the Turkish government could take action to reduce or eliminate our Turkey-based advertising revenue or otherwise adversely impact access to our products. In the event that content shown on Facebook or our other products is subject to censorship, access to our products is restricted, in whole or in part, in one or more countries, we are required to or elect to make changes to our operations, or other restrictions are imposed on our products, or our competitors are able to successfully penetrate new geographic markets or capture a greater share of existing geographic markets that we cannot access or where we face other restrictions, our ability to retain or increase our user base, user engagement, or the level of advertising by marketers may be adversely affected, we may not be able to maintain or grow our revenue as anticipated, and our financial results could be adversely affected.

Our business is subject to complex and evolving U.S. and foreign laws and regulations regarding privacy, data use, data combination, data protection, content, AI, competition, youth, safety, consumer protection, advertising, e-commerce, and other matters. Many of these laws and regulations are subject to change and uncertain interpretation, and could result in claims, changes to our products and business practices, monetary penalties, increased cost of operations, or declines in user growth or engagement, or otherwise harm our business.

We are subject to a variety of laws and regulations in the United States and abroad that involve matters central to our business, including privacy, data use, data combination, data protection and personal information, the provision of our services to younger users, biometrics, encryption, rights of publicity, content, integrity, intellectual property, advertising, marketing, distribution, data security, data retention and deletion, data localization and storage, data disclosure, AI and machine learning, electronic contracts and other communications, competition, protection of minors, consumer protection, civil rights, accessibility, telecommunications, product liability, medical devices, e-commerce, taxation, economic or other trade controls including sanctions, export controls, anti-corruption and political law compliance, securities law compliance, and online payment services. The introduction of new products, expansion of our activities in certain jurisdictions, or other actions that we may take may subject us to additional laws, regulations, or other government scrutiny. In addition, these U.S. and foreign laws and regulations may impose different obligations from each other and create the potential for significant fines to be imposed or other consequences such as changes to our products or business practices.

These U.S. federal and state, EU, and other international laws and regulations, which in some cases can be enforced by private parties in addition to government entities, are constantly evolving and can be subject to significant change. As a result, the application, interpretation, and enforcement of these laws and regulations are often uncertain, particularly in the new and rapidly evolving industry in which we operate, and may be interpreted and applied inconsistently from jurisdiction to jurisdiction and inconsistently with our current policies and practices. For example, regulatory or legislative actions or litigation concerning the manner in which we display content to our users, moderate content, provide our services to younger users, or are able to use data in various ways, including for advertising, have in the past and could in the future adversely affect user growth and engagement, affect the manner in which we provide our services, or adversely affect our financial results, including by imposing significant fines that increasingly may be calculated based on global revenue.

We are also subject to evolving laws and regulations that dictate whether, how, and under what circumstances we can transfer, process or receive certain data that is critical to our operations, including data shared between countries or regions in which we operate and data shared among our products and services. For example, the bases upon which we have relied for data transfers from the European Union to the United States have been subjected to regulatory and judicial scrutiny. The Court of Justice of the European Union (CJEU) invalidated the Privacy Shield in 2020 and also considered the validity of Standard Contractual Clauses (SCCs) as a basis to transfer user data from the European Union to the United States following a challenge brought by the Irish Data Protection Commission (IDPC). Although the CJEU upheld the validity of SCCs in 2020, in May 2023, the IDPC issued a Final Decision concluding that Meta Platforms Ireland's reliance on SCCs in respect of certain transfers of European Economic Area (EEA) Facebook user data was not in compliance with the GDPR. The IDPC issued an administrative fine of EUR €1.2 billion as well as corrective orders requiring Meta Platforms Ireland to suspend the relevant transfers and to bring its processing operations into compliance with Chapter V GDPR by ceasing the unlawful processing, including storage, of such data in the United States. We are appealing this Final Decision and it is currently subject to a stay from the Irish High Court. We have also implemented steps to comply with the above corrective orders and are pending the IDPC's confirmation that these address the corrective orders. During the course of this matter, in 2022, the European Union and United States reached an agreement on a new EU-U.S. Data Privacy Framework (EU-U.S. DPF), which the European Commission deemed adequate in relation to U.S. data transfers in July 2023. The EU-U.S. DPF replaces two prior adequacy frameworks which were invalidated by the CJEU. A further invalidation of the EU-U.S. DPF by the CJEU could create considerable uncertainty and lead to us being unable to offer a number of our most significant products and services, including Facebook and Instagram, in Europe, which would materially and adversely affect our business, financial condition, and results of operations.

In addition, we have been managing investigations and lawsuits in India and other jurisdictions regarding the 2021 updates to WhatsApp's terms of service and privacy policy and its sharing of certain data with other Meta products and services, including a lawsuit currently pending before the Supreme Court of India and an order by the Competition Commission of India, which we are appealing. If we are unable to transfer data between and among countries and regions in which we operate, or if we are restricted from sharing data among our products and services, it could affect our ability to provide our services, the manner in which we provide our services or our ability to target ads, which could adversely affect our financial results.

We have been subject to other significant legislative and regulatory developments, which together with proposed or new legislation and regulations could significantly affect our business in the future. For example, we have implemented a number of product changes and controls as a result of requirements under the European General Data Protection Regulation (GDPR), and may implement additional changes in the future. The GDPR also requires submission of personal data breach notifications to our lead European Union privacy regulator, the IDPC, and includes significant penalties for non-compliance with the notification obligation as well as other requirements of the regulation. The interpretation of the GDPR is still evolving, including through decisions of the CJEU, and draft decisions in investigations by the IDPC are subject to review by other European privacy regulators as part of the GDPR's consistency mechanism, which may lead to significant changes in the final outcome of such investigations. We also face potential enforcement from European privacy regulators other than the IDPC, including where those regulators consider they must act urgently or where they believe their concerns relate only to data processing undertaken in their individual jurisdiction. As a result, the interpretation and enforcement of the GDPR, as well as the imposition and amount of penalties for non-compliance, are subject to significant uncertainty, and as it evolves, could potentially have a negative impact on our business and/or our operations. In addition, Brazil, the United Kingdom, and other countries have enacted similar data protection regulations imposing data privacy-related requirements on products and services offered to users in their respective jurisdictions. The California Consumer Privacy Act, as amended by the California Privacy Rights Act, also establishes certain transparency rules and creates certain data privacy rights for users, including limitations on our use of certain sensitive personal information and more ability for users to control the purposes for which their data is shared with third parties. Other states have proposed or enacted similar comprehensive privacy laws that afford users with similar data privacy rights and controls. These laws and regulations are evolving and subject to interpretation, and resulting limitations on our advertising services, or reductions of advertising by marketers, have to some extent adversely affected, and will continue to adversely affect, our advertising business. Some states have also proposed or enacted laws specifically focused on whether and how a company can moderate content on its services, and/or on the privacy rights and controls for users under 18 years old and their parents or guardians. Like comprehensive privacy laws, these laws are evolving and subject to interpretation, and may restrict our ability to offer certain products and services provided to all or certain cohorts of users in those states, adversely affecting our advertising business. In Europe, evolving interpretation of the ePrivacy Directive's requirements regarding the use of cookies and similar technologies may lead to regulators imposing specific measures in the future which could directly impact our use of such technologies. In addition, the ePrivacy Directive and national implementation laws impose additional limitations on the use of data across messaging products and include significant penalties for non-compliance. Changes to our products or business practices as a result of these or similar developments have adversely affected, and may in the future adversely affect, our advertising business. For example, in response to regulatory developments in Europe, we announced plans to change the legal basis for behavioral advertising on Facebook and Instagram in the European Union, European Economic Area, and Switzerland from "legitimate interests" to "consent," and in November 2023 we began offering users in the region a "subscription for no ads" alternative. We are engaging with regulators on our consent model, including regarding compliance with requirements under the GDPR, DMA, and EU consumer laws. For example, in March 2024, the European Commission opened formal proceedings regarding the compliance of our "subscription for no ads" model with requirements under the DMA, and it issued preliminary findings in July 2024. In addition, the European Data Protection Board has published an opinion on the operation of such models under GDPR and European consumer protection organizations have raised concerns regarding our compliance with consumer protection laws. In response to these developments, in November 2024, we began offering users in the European Union, European Economic Area, and Switzerland who elect to continue using our services free-of-charge, supported by ads, an option to see less personalized ads (LPA), which are less relevant and effective than our premium ad offerings. In April 2025, the European Commission issued a final decision that our "subscription for no ads" model does not comply with such requirements. We made significant modifications to LPA since the European Commission issued its final decision. We have appealed the European Commission's decision but further modifications to our model may be imposed during the appeal process, which could result in a materially worse user experience for European users and a significant impact to our European business and revenue. These or any similar developments in the future may negatively impact our user growth and engagement, revenue, and financial results.

Similarly, there are a number of legislative proposals or recently enacted laws in the European Union, the United States, at both the federal and state level, as well as other jurisdictions that could impose new obligations or limitations in areas affecting our business. For example, the DMA in the European Union imposes restrictions and requirements on companies like ours, including in areas such as the combination of data across services, mergers and acquisitions, and product design. The DMA also includes significant penalties for non-compliance, and its key requirements are enforceable against designated gatekeeper companies as of March 2024. The DMA has caused, and may in the future cause, us to incur significant compliance costs and make changes to our products or business practices. The requirements under the DMA will likely be subject to further interpretation and regulatory engagement. Pending or future proposals to modify competition laws

[Table of Contents](#)

in a number of jurisdictions could have similar effects. Further, the DSA, which started to apply to our business as of August 2023, imposes certain restrictions and requirements for our products and services, subjects us to increased compliance costs, and includes significant penalties for non-compliance. In the UK, the OSA establishes similar types of obligations. The interpretation and enforcement of the DMA, DSA, and OSA, as well as the imposition and amount of penalties for non-compliance, are subject to significant uncertainty. In addition, some countries, such as the UK, India, and Turkey, are considering or have passed legislation implementing data protection requirements, new competition requirements, or requiring local storage and processing of data or similar requirements that could require substantial changes to our products, increase the cost and complexity of delivering our services, cause us to cease the offering of our products and services in certain countries, and/or result in fines or other penalties. We are also subject to new legislation or regulatory decisions that restrict our ability to collect and use information about minors or also limit our advertising services or our ability to offer products and services to minors in certain jurisdictions. For example, several U.S. states, including Arkansas, California, Colorado, Florida, New York, Texas, and Utah, among others, have passed laws restricting our ability to offer services to minors without parental consent or otherwise limiting the services that we can provide to minors. While enforcement of a number of these statutes (or parts of them) has been enjoined or stayed as a result of legal challenges to them, it is possible that the decisions to enjoin these statutes may be overturned, the injunctive orders may expire, and certain statutes are coming into effect that may not be subject to injunctions. Should enforcement of one or more of these statutes not be enjoined, we may not be able to comply with certain of these statutes by their respective effective dates. We are facing similar challenges in other jurisdictions, including Europe, Latin America, and Asia-Pacific. For example, various EU member states are currently considering a range of legislation from mandatory age verification requirements to banning minor access to social media services. In addition, recent legislation in Australia imposes a social media ban for users under 16 years old, requiring certain social media companies to take reasonable steps to ensure under 16 year olds do not hold user accounts. As a result of legislative proposals, new laws, and evolving interpretation of existing laws in Europe, Asia-Pacific, Latin America, and other jurisdictions, we are also, and expect to continue to be, subject to new requirements relating to allegedly fraudulent or illegal activities by third parties on our platform, which could continue to cause us to incur significant compliance costs or make changes to our products or business practices, and could subject us to additional fines and penalties or liability for losses to users or other third parties in such transactions. In addition, the Province of British Columbia has considered, and may in the future consider, a bill that would permit the government to recover public health-related costs potentially associated with providing goods and services in British Columbia, including potentially social media services.

We are also subject to disclosure, reporting, and diligence requirements regarding our social and environmental risks and initiatives. There has been increased focus on these initiatives by many regulators, investors, and other stakeholders and any actual or perceived failure by us to comply with applicable federal, state, local or international laws and regulations could result in legal and regulatory proceedings against us and materially and adversely affect our business, financial condition, and results of operations.

These laws and regulations, as well as any associated claims, inquiries, or investigations or any government actions, have led to, and may in the future lead to, unfavorable outcomes including increased compliance costs, changes to our products, loss of revenue, delays or impediments in the development of new products, negative publicity and reputational harm, increased operating costs, diversion of management time and attention, and remedies that harm our business, including fines, damages, or orders that we modify or cease existing business practices.

We have been and remain subject to regulatory and other government investigations, enforcement actions, and settlements, and we expect to continue to be subject to such proceedings and other inquiries in the future, which could cause us to incur substantial costs or require us to change our business practices in a manner materially adverse to our business.

We receive formal and informal inquiries from government authorities and regulators regarding our compliance with laws and regulations, many of which are evolving and subject to interpretation. We are and expect to continue to be the subject of investigations, inquiries, data requests, requests for information, actions, and audits in the United States, Europe, and around the world, particularly in the areas of privacy, data use, data combination, and data protection, including with respect to processing of sensitive data, data from third parties, data for advertising purposes, data security, minors, data subject rights, safety, law enforcement, consumer protection, civil rights, content and content moderation, use of our platform for illegal, illicit, or otherwise objectionable activity, competition, consumer hardware and software, including virtual reality technology and products, AI, generative AI, and machine learning. In addition, we are currently, and may in the future be, subject to regulatory orders or consent decrees. For example, data protection, competition, content, and consumer protection authorities in the European Union, United States, and other jurisdictions have initiated actions, investigations, or administrative orders seeking to restrict the ways in which we collect and use information, or impose sanctions, and other

[Table of Contents](#)

authorities may do the same. In addition, we have been and continue to be the subject of litigation and investigations related to the ways in which we collect and use information, including where advertisers are subject to additional regulation such as housing, employment, credit, and financial services. In addition, beginning in March 2018, we became subject to FTC, state attorneys general, and other government inquiries in the United States, Europe, and other jurisdictions in connection with our platform and user data practices as well as the misuse of certain data by a developer that shared such data with third parties in violation of our terms and policies. In July 2019, we entered into a settlement and modified consent order to resolve the FTC inquiry, which took effect in April 2020 and, among other things, required us to significantly enhance our practices and processes for privacy compliance and oversight. Certain state attorneys general inquiries and litigation, and certain government inquiries in other jurisdictions remain ongoing. The FTC also continues to monitor us and our compliance with the modified consent order and initiated an administrative proceeding against us, which we are challenging at the agency and in federal court, that alleges deficient compliance and violations of the Children's Online Privacy Protection Act (COPPA), the COPPA Rule, and Section 5 of the Federal Trade Commission Act and seeks changes to our business. If we are unsuccessful in our challenge to the FTC's action and the agency imposes its proposed order in its current form, we would be subject to significant limitations, including on our ability to launch new and modified products or use data of users under 18 years old. We also notify the IDPC, our lead European Union privacy regulator under the GDPR, and other regulators of certain other personal data breaches and privacy issues, issue similar notifications to European and other regulators under other laws (such as UK GDPR and Member State implementations of the ePrivacy Directive), and are subject to inquiries and investigations by the IDPC and other regulators regarding various aspects of our regulatory compliance. In addition, we are subject to inquiries and investigations by the European Commission regarding our compliance with various provisions of the DSA relating to the use of Facebook and Instagram, including matters related to elections, content reporting and appeals, third-party access to data, political content recommendations, potential deceptive advertising and disinformation, and minors and other vulnerable users. We have been, and may in the future be, subject to penalties, fines, and requirements to change our business practices as a result of such inquiries and investigations. In addition, in July 2024, we entered into a settlement to resolve a lawsuit by the state of Texas in connection with the "tag suggestions" feature and other uses of facial recognition technology.

We are also subject to various litigation and formal and informal inquiries and investigations by competition authorities in the United States, Europe, and other jurisdictions, which relate to many aspects of our business, including with respect to users and advertisers. Such inquiries, investigations, and lawsuits concern, among other things, our business practices in the areas of social networking or social media services, messaging services, digital advertising, and/or mobile or online applications, as well as our acquisitions. For example, beginning in 2019, we became the subject of antitrust inquiries and investigations by the FTC and the U.S. Department of Justice. Beginning in 2020, we became subject to a lawsuit by the FTC alleging that we violated antitrust laws, including by acquiring Instagram in 2012 and WhatsApp in 2014. The complaint seeks a permanent injunction against our company's alleged violations of the antitrust laws, and other equitable relief, including divestiture or reconstruction of Instagram and WhatsApp. In addition, in November 2024, the European Commission issued a fine as a result of its finding that we tied Facebook Marketplace to Facebook and use data in a manner that infringes European Union competition rules. We are also subject to other government inquiries and investigations relating to our business activities and disclosure practices. For example, beginning in September 2021, we became subject to government investigations and requests relating to allegations and the release of internal company documents by a former employee.

Orders issued by, or inquiries or enforcement actions initiated by, government or regulatory authorities could cause us to incur substantial costs, expose us to civil and criminal liability (including liability for our personnel) or penalties (including substantial monetary remedies), interrupt or require us to change our business practices in a manner materially adverse to our business (including changes to our products or user data practices), result in negative publicity and reputational harm, divert resources and the time and attention of management from our business, or subject us to other structural or behavioral remedies that adversely affect our business, and we have experienced some of these adverse effects to varying degrees from time to time.

Compliance with our FTC consent order, the GDPR, U.S. state privacy laws, youth social media laws, the ePrivacy Directive, the DMA, the DSA, the OSA, and other regulatory and legislative privacy requirements require significant operational resources and modifications to our business practices, and any compliance failures may have a material adverse effect on our business, reputation, and financial results.

We are engaged in ongoing privacy compliance and oversight efforts, including in connection with our modified consent order with the FTC, requirements of the GDPR and UK GDPR, and other current and anticipated regulatory and legislative requirements around the world, such as U.S. state privacy laws, youth social media laws, the ePrivacy Directive,

[Table of Contents](#)

DMA, DSA, OSA, EU AI Act, the Korean Personal Information Protection Act, and the Indian Digital Personal Data Protection Act. In particular, we are maintaining a comprehensive privacy program in connection with the FTC consent order that includes substantial management and board of directors oversight, stringent operational requirements and reporting obligations, prohibitions against making misrepresentations relating to user data, a process to regularly certify our compliance with the privacy program to the FTC, and regular assessments of our privacy program by an independent third-party assessor, which has been and will continue to be challenging and costly to maintain and enhance. These compliance and oversight efforts are increasing demand on our systems and resources, and require significant new and ongoing investments, including investments in compliance processes, personnel, and technical infrastructure. We continually reallocate resources internally to assist with these efforts, and this has had, and will continue to have, an adverse impact on our other business initiatives. In addition, these efforts require substantial modifications to our business practices and make some practices such as product and ads development more difficult, time-consuming, and costly. As a result, we believe our ability to develop and launch new features, products, and services in a timely manner has been and will continue to be adversely affected. Further, our privacy compliance and oversight efforts have required, and we expect will continue to require, significant time and attention from our management and board of directors. The requirements of the FTC consent order and other privacy-related laws and regulations are complex and apply broadly to our business, and from time to time we notify relevant authorities of instances where we are not in full compliance with these requirements or otherwise discover privacy issues, and we expect to continue to do so as any such issues arise in the future. In addition, regulatory and legislative privacy requirements are constantly evolving and can be subject to significant change and uncertain interpretation. For example, we are subject to restrictions and requirements under the DMA, including in areas such as the combination of data across services and product design, which will likely be subject to further interpretation and regulatory engagement.

The FTC initiated an administrative proceeding against us alleging, among other things, deficient compliance with the FTC consent order and seeking substantial modifications to the requirements of the consent order, including a prohibition on our use of minors' data for any commercial purposes, changes to the composition of our board of directors, and significant limitations on our ability to modify and launch new products. We are challenging the FTC's administrative proceeding. If the challenge is unsuccessful and the FTC is able to impose the proposed order in its current form, it would limit our ability to provide certain features and services, engage in certain business practices, require us to further increase the time, resources, and costs we spend on compliance and oversight efforts, and would adversely affect our business and financial results.

If we are unable to successfully implement and comply with the mandates of the FTC consent order (including any future modifications to the order), GDPR and UK GDPR, U.S. state privacy laws, youth social media laws, ePrivacy Directive, DMA, DSA, or other regulatory or legislative requirements, or if any relevant authority believes that we are in violation of the consent order or other applicable requirements, we may be subject to regulatory or governmental investigations or lawsuits, which may result in significant monetary fines or damages (including for loss of control of data without other damage), judgments, penalties, or other remedies, and we may also be required to make additional changes to our business practices. Any of these events could have a material adverse effect on our business, reputation, and financial results.

We may incur liability as a result of information retrieved from or transmitted over the internet or published using our products or as a result of claims related to our products, and legislation regulating content on our platform may require us to change our products or business practices and may adversely affect our business and financial results.

We have faced, currently face, and will continue to face claims and government and regulatory inquiries relating to information or content that is published or made available on our products, including claims, inquiries, and investigations relating to our policies, algorithms, and enforcement decisions with respect to such information or content. In particular, the nature of our business exposes us to claims and inquiries related to defamation, dissemination of misinformation or news hoaxes, deceptive and fraudulent advertising, sanctions, discrimination, harassment, intellectual property rights, rights of publicity and privacy, personal injury torts, laws regulating hate speech or other types of content, on- or offline safety and well-being (such as acts of violence, terrorism, improper promotion or distribution of pharmaceuticals and illicit drugs, human exploitation, child exploitation, illegal gaming, and other fraudulent or otherwise illegal activity), products liability, consumer protection, and breach of contract, among others. For example, over the last several years we have seen an increase in claims brought by or on behalf of younger users, including claims related to well-being issues based on allegedly harmful content that is shared on or recommended by our products. In addition, we have been subject to litigation alleging that our ad targeting and delivery practices constitute violations of anti-discrimination laws.

The potential risks relating to any of the foregoing types of claims are currently enhanced in certain jurisdictions outside the United States where our protection from liability for third-party actions may be unclear or where we may be less

[Table of Contents](#)

protected under local laws than we are in the United States. For example, in April 2019, the European Union passed a directive (the European Copyright Directive) expanding online platform liability for copyright infringement and regulating certain uses of news content online, which the EU member states have since implemented into their national laws. In addition, the European Union revised the European Audiovisual Media Service Directive to apply to online video-sharing platforms, which member states are implementing. Additionally, in June 2025, the Brazilian Supreme Court partially invalidated the country's intermediary liability framework, which previously limited platform responsibility for third-party content. The new court-established liability framework requires platforms to remove unlawful content upon private notice and to implement adequate measures to prevent and remove illegal ads and content related to certain crimes under local law, resulting in civil liability in case of non-compliance. As a result, we anticipate making product and operational changes to our content reporting processes in Brazil and may face increased litigation and/or regulatory enforcement. In the United States, in 2023, the U.S. Supreme Court heard oral argument in a matter in which the scope of the protections available to online platforms under Section 230 of the Communications Decency Act (Section 230) was at issue, but it ultimately declined to address Section 230 in its decision. There also have been, and continue to be, various other litigation concerning, and state and federal legislative and executive efforts to remove or restrict, the scope of the protections under Section 230, as well as to impose new obligations on online platforms with respect to commerce listings, user access and content, including electoral-related and AI-generated content, counterfeit goods and copyright-infringing material, and our current protections from liability for third-party content in the United States could decrease or change. We could incur significant costs investigating and defending such claims and, if we are found liable, significant damages.

We could also face fines, orders restricting or blocking our services in particular geographies, or other judicial or government-imposed remedies as a result of content hosted on our services. For example, legislation in Germany and India has resulted, and may result in the future, in the imposition of fines or other penalties for failure to comply with certain content removal, law enforcement cooperation, and disclosure obligations. Numerous other countries in Europe, the Middle East, Asia-Pacific, and Latin America are considering or have implemented similar legislation imposing liability or potentially significant penalties, including fines, service throttling, or advertising bans, for failure to remove certain types of content or follow certain processes. For example, we have been subject to fines and may in the future be subject to other penalties in connection with social media legislation in Turkey, and we have been subject to fines and service blocking and prohibition in Russia. Content-related legislation also has required us, and may require us in the future, to change our products or business practices, increase our costs, or otherwise impact our operations or our ability to provide services in certain geographies. For example, the European Copyright Directive requires certain online services to obtain authorizations for copyrighted content or to implement measures to prevent the availability of that content, which may require us to make substantial investments in compliance processes. Member states' laws implementing the European Copyright Directive may also require online platforms to pay for content. In addition, our products and services are subject to restrictions and requirements, and we are subject to increased compliance costs, and potential fines or other penalties in the event of non-compliance, as a result of the Digital Services Act in the European Union, which started to apply to our business as of August 2023, and other content-related legislative developments such as the Online Safety and Media Regulation Act in Ireland and the Online Safety Act in the United Kingdom. Certain countries and U.S. states have also implemented or proposed legislation that may require us to pay publishers for certain news content shared on our products. For example, as a result of such legislation in Canada, we have ended the availability of news content for Canadian users on Facebook and Instagram. In the United States, changes to the protections available under Section 230 or the First Amendment to the U.S. Constitution or new state or federal content-related legislation or investigations may increase our costs or require significant changes to our products, business practices, or operations, which could adversely affect user growth and engagement.

Any of the foregoing events could adversely affect our business and financial results.

Payment-related activities may subject us to additional regulatory requirements, regulatory actions, and other risks that could be costly and difficult to comply with or that could harm our business.

Several of our products offer Payments functionality, including enabling our users to purchase tangible, virtual, and digital goods from merchants and developers that offer applications using our Payments infrastructure, send money to other users, and make donations to certain charitable organizations, among other activities. We are subject to a variety of laws and regulations in the United States, Europe, and elsewhere, including those governing anti-money laundering and counter-terrorist financing, money transmission, stored value, gift cards and other prepaid access instruments, electronic funds transfer, virtual currency, consumer protection, charitable fundraising, economic sanctions, and import and export restrictions. In addition, we could become subject to new consumer protection laws and regulations that may be adopted or amended, including those related to payments activity as well as sharing, collection, and use of payments-related data. Depending on how our Payments products evolve, we may also be subject to other laws and regulations including those

[Table of Contents](#)

governing gambling, banking, and lending. In some jurisdictions, the application or interpretation of these laws and regulations is not clear. We have received certain payments licenses in the United States and other jurisdictions for our regulated Payments-related products and activities. These licenses increase flexibility in how our use of Payments may evolve, help mitigate regulatory uncertainty, and will generally require us to demonstrate compliance with many domestic and foreign laws in relation to our licensed Payments products and activities. Our efforts to comply with these laws and regulations could be costly and result in diversion of management time and attention and may still not guarantee compliance. In the event that we are found to be in violation of any such legal or regulatory requirements, we may be subject to monetary fines or other penalties such as a cease and desist order, or we may be required to make product changes, any of which could have an adverse effect on our business and financial results.

In addition, we are subject to a variety of additional risks as a result of Payments transactions, including: increased costs and diversion of management time and attention and other resources to address bad transactions or customer disputes; potential fraudulent or otherwise illegal activity by users, developers, employees, or third parties; restrictions on the investment of consumer funds used to transact Payments; and additional disclosure and reporting requirements. We have also launched payments functionality on certain of our applications and may in the future undertake additional payments initiatives, including as part of our metaverse efforts, which may subject us to many of the foregoing risks and additional licensing requirements.

Risks Related to Data, Security, Platform Integrity, and Intellectual Property

Security breaches, improper access to or disclosure of our data or user data, other hacking and phishing attacks on our systems, or other cyber incidents could harm our reputation and adversely affect our business.

Our industry is prone to cyber-attacks by parties seeking unauthorized access to our data or users' data or to disrupt our ability to provide service or otherwise harm us. Our products and services involve the collection, storage, processing, and transmission of a large amount of data. Any failure to prevent or mitigate security breaches and improper access to or disclosure of our data or user data, including personal information, content, or payment information from users, information from marketers, and other intellectual property or content on our systems, could result in the loss, modification, disclosure, destruction, or other misuse of such data, which could harm our business and reputation and diminish our competitive position. In addition, computer malware, viruses, social engineering (such as spear phishing attacks), scraping, and general hacking continue to be prevalent in our industry, have occurred on our systems, and will occur on our systems in the future. We also regularly encounter attempts to create false or undesirable user accounts, purchase ads, or take other actions on our platform for purposes such as spamming, spreading misinformation, or other illegal, illicit, or otherwise objectionable ends. As a result of our prominence, the size of our user base, the types and volume of personal data and content on our systems, and the evolving nature of our products and services (including our efforts involving new and emerging technologies), we believe that we are a particularly attractive target for such breaches and attacks, including from nation states and highly sophisticated, state-sponsored, or otherwise well-funded actors, and we experience heightened risk from time to time as a result of geopolitical events. Our efforts to address undesirable activity on our platform also increase the risk of retaliatory attacks. Such breaches and attacks may cause interruptions to the services we provide, degrade the user experience or otherwise adversely affect users, cause users or marketers to lose confidence and trust in our products, impair our internal systems or product development, or result in financial harm to us. Our efforts to protect our company data or the information we receive, and to prevent or disable undesirable activities on our platform, may also be unsuccessful due to software bugs, misconfigurations, vulnerabilities, or other technical malfunctions; employee, contractor, or vendor error or malfeasance; social engineering or other cyber-attacks directed towards our personnel or their access; misuse of company data or systems by our personnel; defects or vulnerabilities in our vendors' information technology systems or offerings; government exploitation or surveillance; breaches of physical security of our facilities, technical infrastructure, or other equipment; or other threats that evolve. In addition, other parties may attempt to fraudulently or maliciously induce employees, contractors, vendors, or users to disclose information in order to gain access to our data or our users' data. Our AI initiatives and other efforts to develop and launch new features, products, and services in a timely manner may introduce additional risks and vulnerabilities that are not fully mitigated. In particular, our efforts to develop and deploy AI models, internal and third-party AI tools, and other AI applications expose us to increased and novel risks and vulnerabilities, including prompt injection, errors, and other issues related to AI agents, as well as compromise of valuable intellectual property including source code, model weights, and other assets. Cyber-attacks continue to evolve in sophistication and volume, and inherently may be difficult to detect for long periods of time. Although we have developed systems and processes that are designed to protect our data and user data, to reduce the risk of data loss or misuse, to disable undesirable accounts and activities on our platform, and to reduce the risk of or detect security breaches, such measures will not provide absolute security, and we cannot assure you that we will be able to react in a timely manner to any cyber-attacks or other security incidents, or that our remediation

[Table of Contents](#)

efforts will be successful. Our business and operations span numerous geographies around the world and involve thousands of employees, contractors, vendors, developers, partners, and other third parties, including AI and cloud services. At any given time, we face known and unknown cybersecurity risks and threats that are not fully mitigated, and we discover vulnerabilities in our security efforts.

In addition, some of our developers or other partners, such as those that help us measure the effectiveness of ads, may receive or store information provided by us or by our users through mobile or web applications integrated with our products. We provide limited information to such third parties based on the scope of services provided to us. However, if these third parties or developers fail to adopt or adhere to adequate data security practices, or in the event of a breach of their networks, our data or our users' data may be improperly accessed, used, or disclosed.

We regularly experience such cyber-attacks and other security incidents of varying degrees, and we incur significant costs in protecting against or remediating such incidents. In addition, we are subject to a variety of laws and regulations in the United States and abroad relating to cybersecurity and data protection, including the GDPR and EU member state laws implementing the EU Cybersecurity Directive (NIS2), as well as obligations under our modified consent order with the FTC. As a result, government authorities, affected users, or other parties could initiate legal or regulatory actions against us in connection with any actual or perceived security breaches, improper access to or disclosure of data, or other cybersecurity issues, which has occurred in the past and which could cause us to incur significant expense and liability or result in orders or consent decrees forcing us to modify our business practices. Such incidents or our efforts to remediate such incidents may also result in a decline in our active user base or engagement levels. Any of these events could have a material and adverse effect on our business, reputation, or financial results.

Intentional misuse of our services and user data and other undesirable activity by third parties on our platform could adversely affect our business.

We have experienced, and expect to continue to experience, intentional misuse of our services and user data by third parties, as well as other undesirable, illicit, or high-risk activity on our platform. We are making significant investments in privacy, safety, security, and content and advertising review efforts to combat these activities, including investigations and audits of platform applications, as well as other enforcement efforts. We have discovered and announced, and anticipate that we will continue to discover and announce, additional incidents of misuse of user data or other undesirable or illicit activity by third parties or malevolent actors. We will not discover all such incidents or activity, whether as a result of our data or technical limitations, including our lack of visibility over our encrypted services, the scale of activity on our platform, the allocation of resources to other projects, or other factors, and we may be notified of such incidents or activity by the independent privacy assessor required under our modified consent order with the FTC, government authorities, the media, or other third parties.

Such incidents and activities include the use of user data or our systems in a manner inconsistent with our terms, contracts or policies, the existence of hacked, false or undesirable user accounts, election interference, improper advertising practices, activities that threaten people's safety or well-being on- or offline (such as acts of violence, terrorism, improper promotion or distribution of pharmaceuticals and illicit drugs, human exploitation, child exploitation, and illegal gaming), instances of spamming, surveillance, scraping, data harvesting, unsecured datasets, or spreading misinformation, or other fraudulent or otherwise illegal activity. From time to time we are unsuccessful in our efforts to enforce our policies or otherwise prevent or remediate any such incidents. We may also be subject to increased risk as a result of the use of AI technologies in connection with such incidents and activities, or changes to our content policies and enforcement efforts from time to time.

Consequences of any of the foregoing developments include negative effects on user trust and engagement, harm to our reputation and brands, changes to our business practices in a manner adverse to our business, and adverse effects on our business and financial results. Such developments have subjected, and may in the future subject, us to additional litigation and regulatory inquiries, which could subject us to monetary penalties and damages, divert management's time and attention, and lead to enhanced regulatory oversight.

Our products and internal systems rely on software and hardware that is highly technical, and any errors, bugs, or vulnerabilities in these systems, or failures to address or mitigate technical limitations in our systems, could adversely affect our business.

Our products and internal systems rely on software and hardware, including software and hardware developed or

[Table of Contents](#)

maintained internally and/or by third parties (including public cloud providers, AI technologies and services, open source software, and the operating systems and browsers which users rely on to run our applications and access our systems), that is highly technical and complex. In addition, our products and internal systems depend on the ability of such software and hardware to store, retrieve, process, and manage immense amounts of data. The software and hardware on which we rely has contained, and will in the future contain, errors, bugs, or vulnerabilities, and our systems are subject to certain technical limitations that may compromise our ability to meet our objectives. Some errors, bugs, or vulnerabilities inherently may be difficult to detect and may only be discovered after the code has been released for external or internal use. We also face risks from errors, bugs, or vulnerabilities introduced through the use of AI to develop or maintain software or systems and the use of AI within those software and systems. Errors, bugs, vulnerabilities, design defects, or technical limitations within the software and hardware on which we rely, or human error or malfeasance in using such systems, have led to, and may in the future lead to, outcomes including a negative experience or other adverse effects for users and marketers who use our products, compromised ability of our products to perform in a manner consistent with our terms, contracts, or policies, delayed product introductions or enhancements, targeting, measurement, or billing errors, compromised ability to protect the data of our users and/or our intellectual property or other data or to address violating activity on our platform, or reductions in our ability to provide some or all of our services. For example, we make commitments to our users as to how their data will be collected, used, shared, and retained within and across our products, and our systems, and the software and hardware on which we rely, are subject to errors, bugs and technical limitations that may prevent us from fulfilling these commitments reliably. In addition, any errors, bugs, vulnerabilities, or defects in our systems or the software and hardware on which we rely, failures to properly address or mitigate the technical limitations in our systems, or associated degradations or interruptions of service or failures to fulfill our commitments to our users, have led to, and may in the future lead to, outcomes including damage to our reputation, loss of users, loss of marketers, loss of revenue, regulatory inquiries, litigation, or liability for fines, damages, or other remedies, any of which could adversely affect our business and financial results.

If we are unable to protect our intellectual property, the value of our brands and other intangible assets may be diminished, and our business may be adversely affected.

We rely and expect to continue to rely on a combination of confidentiality, assignment, and license agreements with our employees, consultants, and third parties with whom we have relationships, as well as trademark, copyright, patent, trade secret, and domain name protection laws, to protect our proprietary rights. In the United States and internationally, we have filed various applications for protection of certain aspects of our intellectual property, and we currently hold a significant number of registered trademarks and issued patents in multiple jurisdictions and have acquired patents and patent applications from third parties. Third parties may knowingly or unknowingly infringe our proprietary rights, third parties may challenge proprietary rights held by us, and pending and future trademark and patent applications may not be approved. In addition, effective intellectual property protection may not be available in every country in which we operate or intend to operate our business. In any or all of these cases, we may be required to expend significant time and expense in order to prevent infringement or to enforce our rights. Although we have generally taken measures to protect our proprietary rights, there can be no assurance that others will not offer products or concepts that are substantially similar to ours and compete with our business. In addition, we regularly contribute software source code under open source and other permissive licenses and have made other technology we developed available under such licenses, and we include open source software in our products. Additionally, our AI is trained on data sets that may include open source software and the outputs of our AI may be subject to open source license restrictions or obligations. As a result of our open source contributions and the use of open source in our products, we may license or be required to license or disclose code and/or innovations that turn out to be material to our business and may also be exposed to increased litigation risk. If the protection of our proprietary rights is inadequate to prevent unauthorized use or appropriation by third parties, the value of our brands and other intangible assets may be diminished and competitors may be able to more effectively mimic our products, services, and methods of operations. Any of these events could have an adverse effect on our business and financial results.

We are currently, and expect to be in the future, party to patent, trademark, and copyright lawsuits and other intellectual property rights claims that are expensive and time consuming and, if resolved adversely, could have a significant impact on our business, financial condition, or results of operations.

Companies in the internet, technology, and media industries own large numbers of patents, copyrights, trademarks, and trade secrets, and frequently enter into litigation based on allegations of infringement, misappropriation, or other violations of intellectual property or other rights, including in novel areas such as those relating to AI training and AI outputs. In addition, various "non-practicing entities" that own patents and other intellectual property rights often attempt to aggressively assert their rights in order to extract value from technology companies. Furthermore, from time to time we may introduce or acquire new products, including in areas where we historically have not competed, or introduce new features for existing products,

which could increase our exposure to intellectual property claims from competitors, non-practicing entities, and other rights holders.

From time to time, we receive notice from patent, copyright, and trademark holders and other parties alleging that certain of our products and services, trademarks, or user content, infringe their intellectual property rights or that certain employees may have misappropriated trade secrets from their former employers. We presently are involved in a number of intellectual property lawsuits, and as we face increasing competition and develop new products and services, we expect the number of intellectual property claims against us to grow. For example, we and other companies are, and expect to continue to be, the subject of litigation in the United States, Europe, Canada, and elsewhere alleging copyright infringement in connection with the acquisition, distribution, and use of copyrighted materials for AI training as well as potential reproduction of copyrighted materials in AI outputs, including cases addressing the applicability of the fair use defense in the United States. There can be no assurances that favorable final outcomes will be obtained in these cases. In addition, plaintiffs may seek, and we may become subject to, preliminary or provisional rulings in the course of any such litigation, including potential preliminary injunctions requiring us to change or cease some or all of our operations. We may decide to settle such lawsuits and disputes on terms that are unfavorable to us. Similarly, if any litigation to which we are a party is resolved adversely, we may be subject to an unfavorable judgment that may not be reversed upon appeal. The terms of such a settlement or judgment may require us to change or cease some or all of our operations or pay substantial amounts to the other parties, including statutory damages to large numbers of copyright holders. For certain jurisdictions, including the United States, statutory damages for copyright liability are calculated on a per work basis, which may result in substantial damages, particularly given the large volumes of data required to train AI models. In addition, we may have to seek a license to continue practices found to be in violation of a third party's rights, which may not be available on reasonable terms, or at all, and may significantly increase our operating costs and expenses. As a result, we may also be required to develop alternative non-infringing technology or practices, or branding or discontinue the practices or branding. The development of alternative non-infringing technology, branding or practices could require significant effort and expense, could result in less effective technology, branding or practices or otherwise negatively affect the user experience, or may not be feasible. We have experienced unfavorable outcomes in such disputes and litigation in the past, and our business, financial condition, and results of operations could be materially and adversely affected as a result of an unfavorable resolution of the disputes and litigation referred to above.

Risks Related to Ownership of Our Class A Common Stock

The trading price of our Class A common stock has been and will likely continue to be volatile.

The trading price of our Class A common stock has been, and is likely to continue to be, volatile. Since shares of our Class A common stock were sold in our initial public offering in May 2012 at a price of \$38.00 per share, our stock price has ranged from \$17.55 to \$796.25 through December 31, 2025. In addition to the factors discussed in this Annual Report on Form 10-K, the trading price of our Class A common stock has in the past fluctuated and may in the future fluctuate significantly in response to numerous factors, many of which are beyond our control, including:

- actual or anticipated fluctuations in our revenue and other operating results for either of our reportable segments;
- the financial projections we may provide to the public, any changes in these projections, or our failure to meet these projections;
- actions of securities analysts who initiate or maintain coverage of us, changes in financial estimates by any securities analysts who follow our company, or our failure to meet these estimates or the expectations of investors;
- additional shares of our stock being sold into the market by us, our existing stockholders, or in connection with acquisitions, or the anticipation of such sales;
- investor sentiment with respect to our competitors, our business partners, and our industry in general;
- announcements by us or our competitors of significant products or features, technical innovations, acquisitions, strategic partnerships, joint ventures, or capital commitments;
- announcements by us or estimates by third parties of actual or anticipated changes in the size of our user base, the level of user engagement, or the effectiveness of our ad products;

[Table of Contents](#)

- changes in operating performance and stock market valuations of technology companies in our industry, including our developers and competitors;
- price and volume fluctuations in the overall stock market, including as a result of trends in the economy as a whole;
- the inclusion, exclusion, or deletion of our stock from any trading indices, such as the S&P 500 Index;
- media coverage of our business and financial performance;
- lawsuits threatened or filed against us, or developments in pending lawsuits;
- adverse government actions or legislative or regulatory developments relating to advertising, competition, content, privacy, or other matters, including interim or final rulings by tax, judicial, or regulatory bodies;
- trading activity in our share repurchase program; and
- other events or factors, including those resulting from war, incidents of terrorism, pandemics, and other disruptive external events, or responses to these events.

In addition, the stock markets have experienced extreme price and volume fluctuations that have affected and continue to affect the market prices of equity securities of many technology companies. We are currently subject to securities litigation in connection with our platform and user data practices and the misuse of certain data by a developer that shared such data with third parties in violation of our terms and policies; the disclosure of our earnings results for the second quarter of 2018; a former employee's allegations and release of internal company documents beginning in September 2021; and the disclosure of our earnings results for the fourth quarter of 2021. We may experience more such litigation following future periods of volatility. Any securities litigation could subject us to substantial costs, divert resources and the attention of management from our business, and adversely affect our business.

The dual class structure of our common stock has the effect of concentrating voting control with our CEO and certain other holders of our Class B common stock; this will limit or preclude your ability to influence corporate matters.

Our Class B common stock has ten votes per share and our Class A common stock has one vote per share. Holders of our Class B common stock, including our founder, Chairman, and CEO, together hold a majority of the combined voting power of our outstanding capital stock, and therefore are able to control the outcome of all matters submitted to our stockholders for approval so long as the shares of Class B common stock represent at least 9.1% of all outstanding shares of our Class A and Class B common stock. This concentrated control will limit or preclude your ability to influence corporate matters for the foreseeable future.

Transfers by holders of Class B common stock will generally result in those shares converting to Class A common stock, subject to limited exceptions, such as certain transfers effected for estate planning or charitable purposes. The conversion of Class B common stock to Class A common stock will have the effect, over time, of increasing the relative voting power of those holders of Class B common stock who retain their shares in the long term. If, for example, Mr. Zuckerberg retains a significant portion of his holdings of Class B common stock for an extended period of time, he could, in the future, continue to control a majority of the combined voting power of our outstanding capital stock.

Our status as a "controlled company" could make our Class A common stock less attractive to some investors or otherwise harm our stock price.

Because we qualify as a "controlled company" under the corporate governance rules for Nasdaq-listed companies, we are not required to have a majority of our board of directors be independent, nor are we required to have a compensation committee or an independent nominating function. In the future we could elect not to have a majority of our board of directors be independent or not to have a compensation committee or an independent nominating function. Accordingly, should the interests of our controlling stockholder differ from those of other stockholders, the other stockholders may not have the same protections afforded to stockholders of companies that are subject to all of the corporate governance rules for Nasdaq-listed companies. Our status as a controlled company could make our Class A common stock less attractive to some investors or otherwise harm our stock price.

Delaware law and provisions in our certificate of incorporation and bylaws could make a merger, tender offer, or proxy contest difficult, thereby depressing the trading price of our Class A common stock.

Our status as a Delaware corporation and the anti-takeover provisions of the Delaware General Corporation Law may discourage, delay, or prevent a change in control by prohibiting us from engaging in a business combination with an interested stockholder for a period of three years after the person becomes an interested stockholder, even if a change of control would be beneficial to our existing stockholders. In addition, our current certificate of incorporation and bylaws contain provisions that may make the acquisition of our company more difficult, including the following:

- until the first date on which the outstanding shares of our Class B common stock represent less than 35% of the combined voting power of our common stock, any transaction that would result in a change in control of our company requires the approval of a majority of our outstanding Class B common stock voting as a separate class;
- we currently have a dual class common stock structure, which provides Mr. Zuckerberg with the ability to control the outcome of matters requiring stockholder approval, even if he owns significantly less than a majority of the shares of our outstanding Class A and Class B common stock;
- when the outstanding shares of our Class B common stock represent less than a majority of the combined voting power of common stock, certain amendments to our certificate of incorporation or bylaws will require the approval of two-thirds of the combined vote of our then-outstanding shares of Class A and Class B common stock;
- when the outstanding shares of our Class B common stock represent less than a majority of the combined voting power of our common stock, vacancies on our board of directors will be able to be filled only by our board of directors and not by stockholders;
- when the outstanding shares of our Class B common stock represent less than a majority of the combined voting power of our common stock, our board of directors will be classified into three classes of directors with staggered three-year terms and directors will only be able to be removed from office for cause;
- when the outstanding shares of our Class B common stock represent less than a majority of the combined voting power of our common stock, our stockholders will only be able to take action at a meeting of stockholders and not by written consent;
- only our board chair, our chief executive officer, our president, or a majority of our board of directors are authorized to call a special meeting of stockholders;
- advance notice procedures apply for stockholders to nominate candidates for election as directors or to bring matters before an annual meeting of stockholders;
- our certificate of incorporation authorizes undesignated preferred stock, the terms of which may be established, and shares of which may be issued, without stockholder approval; and
- certain litigation against us can only be brought in Delaware.

Item 1B. Unresolved Staff Comments

None.

Item 1C. Cybersecurity

At Meta, cybersecurity risk management is an important part of our overall risk management efforts. Our industry is prone to cybersecurity threats and attacks, and we regularly experience cybersecurity incidents of varying degrees. We believe we are a particularly attractive target as a result of our prominence and scale, the types and volume of personal data and content on our systems, and the evolving nature of our products and services. Our products and services reach billions of users and involve the collection, storage, processing, and transmission of a large amount of data. In addition, our business and operations span numerous geographies around the world, involve thousands of employees, contractors, vendors, developers,

[Table of Contents](#)

partners, and other third parties, and rely on software and hardware that is highly technical and complex. Our cybersecurity environment continues to evolve, including as we develop and deploy AI models, tools, and other applications and increase our use of public cloud and other third-party services. We maintain an information security program that is comprised of policies and controls designed to mitigate cybersecurity risk. However, at any given time, we face known and unknown cybersecurity risks and threats that are not fully mitigated, and we discover vulnerabilities in our program. We continuously work to enhance our information security program and risk management efforts.

We use a risk management framework based on applicable laws and regulations, and informed by industry standards and industry-recognized practices, for managing cybersecurity risks within our products and services, infrastructure, and corporate resources. To identify and assess risks from cybersecurity threats, we evaluate a variety of developments including threat intelligence, first- and third-party vulnerabilities, evolving regulatory requirements, and observed cybersecurity incidents, among others. We regularly conduct risk assessments to evaluate the maturity and effectiveness of our systems and processes in addressing cybersecurity threats and to identify areas for remediation and opportunities for enhancements. We also engage third-party security experts and consultants to assist with assessment and enhancement of our cybersecurity risk management processes, as well as benchmarking against industry practices. In addition, we operate a Bug Bounty program that invites independent cybersecurity researchers to investigate and explore potential security vulnerabilities in our products and report their findings to us. However, we may not be successful in fully addressing any such areas for remediation or enhancement. In addition, we maintain a privacy risk management program to assess privacy risks related to how we are collecting, using, sharing, and storing user data, which is subject to assessment by an independent, third-party privacy assessor. Our internal audit function provides independent assessment and assurance on the overall operations of our cybersecurity and privacy programs and the supporting control frameworks. These processes support informed risk-based decision-making and prioritization of cybersecurity countermeasures and risk mitigation strategies. Our risk mitigation strategies include a broad variety of technical and operational measures, as well as annual cybersecurity and privacy training for all of our employees.

In addition, we maintain specific policies and practices governing our third-party security risks, including our third-party assessment (TPA) process. Under our TPA process, we gather information from certain third parties who contract with Meta and share or receive data, or have access to or integrate with our systems, in order to help us assess potential risks associated with their security controls. We also generally require third parties to, among other things, maintain security controls to protect our confidential information and data, and notify us of material data breaches that may impact our data.

Our board of directors has oversight of our strategic and business risk management and has delegated cybersecurity risk management oversight to the Audit & Privacy Committee of our board of directors (Audit & Privacy Committee). Our Audit & Privacy Committee is responsible for ensuring that management has processes in place designed to identify and evaluate cybersecurity risks to which the company is exposed and to implement processes and programs to manage cybersecurity risks and mitigate cybersecurity incidents. In addition, the Audit & Privacy Committee oversees risks related to privacy and data use, including overseeing compliance with our comprehensive privacy program. Management is responsible for identifying, assessing, and managing material cybersecurity risks on an ongoing basis, establishing processes to ensure that such potential cybersecurity risk exposures are monitored, putting in place appropriate mitigation measures, maintaining cybersecurity policies and procedures, and providing regular reports to our board of directors, including through the Audit & Privacy Committee.

Our Chief Information Security Officer (CISO), Guy Rosen, leads our cybersecurity program and oversees teams across the company supporting core security capabilities. These teams are comprised of personnel with a broad range of experience across the private and public sectors, the technology industry, and different geographic regions. Mr. Rosen has two decades of experience in various cybersecurity, software development, product management, and other technology-related roles. Mr. Rosen has served in a number of significant leadership roles at our company since 2013, including oversight of security, safety, and integrity initiatives, and was appointed as our CISO in 2022. Prior to joining our company, Mr. Rosen served in senior leadership, engineering, and operational roles across technology organizations.

Our cybersecurity teams monitor the prevention, detection, mitigation, and remediation of cybersecurity incidents through a variety of technical and operational measures, and regularly report to our CISO. Our CISO is part of the senior management team at the company and regularly updates the Audit & Privacy Committee on our cybersecurity program, including cybersecurity risks, incidents, and mitigation strategies.

In 2025, we did not identify any cybersecurity threats that have materially affected or are reasonably likely to materially affect our business strategy, results of operations, or financial condition. However, despite our efforts, we cannot

[Table of Contents](#)

eliminate all risks from cybersecurity threats, or provide assurances that we have not experienced undetected cybersecurity incidents. For additional information about these risks, see Part I, Item 1A, "Risk Factors" in this Annual Report on Form 10-K.

[Table of Contents](#)

Item 2. Properties

Our corporate headquarters are located in Menlo Park, California. As of December 31, 2025, we owned and leased approximately 10 million square feet of office and building space for our corporate headquarters and in the surrounding areas, which included approximately two million square feet of unoccupied office and building space that we plan to either sublease, early terminate, or abandon. We also owned and leased approximately 62 acres of land to be developed to accommodate anticipated future growth.

In addition, we have offices in more than 90 cities across North America, Europe, the Middle East, Africa, Asia-Pacific, and Latin America. We own 30 data center locations globally and we also lease some data centers at selected locations.

We believe that our facilities, which are used by both reportable segments, are adequate for our current needs.

Item 3. Legal Proceedings

As a multinational company with a complex and evolving business, we are, and expect to continue to be, subject to numerous claims, litigation, regulatory, tax, and government inquiries and investigations, and other legal proceedings in jurisdictions around the world. Although we believe many of these matters are without merit and are vigorously defending them, we may not be successful. Any litigation to which we are a party may be resolved adversely or we may be subject to an unfavorable judgment that may not be reversed upon appeal. We may also decide to settle litigation, disputes, or other legal proceedings in some instances on terms that are unfavorable to us. In addition, we may become subject to orders or consent decrees imposed by government or regulatory authorities. Any such developments could cause us to incur substantial costs, expose us to civil and criminal liability (including liability for our personnel) or penalties (including substantial monetary remedies), interrupt or require us to change our business practices in a manner materially adverse to our business (including changes to our products and services or user data practices), result in negative publicity and reputational harm, divert resources and the time and attention of management from our business, or subject us to other structural or behavioral remedies that adversely affect our business. We have experienced such outcomes to varying degrees in the past, and we expect to continue to face a challenging litigation and regulatory environment, including in light of complex and evolving laws and regulations, as well as the scale of our business and the size of our user and advertiser base.

Over the last several years, the number and potential significance of the litigation and investigations involving the company have increased, and there can be no assurance that this trend will not continue. For example, we are facing numerous cases in the United States in which plaintiffs are attempting to avoid or limit the application of Section 230 of the Communications Decency Act to their claims and certain of those matters have survived motions to dismiss, including through the use of products liability and/or breach of contract theories. Outside of the United States, we are subject to relatively new regulatory regimes, including the Digital Services Act, Digital Markets Act, EU AI Act and similar statutes in non-EU countries such as the UK Digital Markets, Competition and Consumer Act, and new fining guidelines under existing regulatory regimes like the General Data Protection Regulation (GDPR). We are facing inquiries and investigations regarding various aspects of our regulatory compliance, as well as private litigation in Europe, including class and mass actions, claiming damages (including for loss of control of data without other damage) and/or injunctions in respect of alleged failings to comply with such regulatory requirements. We are also responding to litigation and government investigations related to our alleged role in causing or contributing to various societal harms, including mental and physical health and safety impacts on users, particularly younger users, child and adult sexual exploitation, illegal activity with respect to drugs, fraud, unlawful discrimination, and other harms potentially impacting large numbers of people. This is in addition to significant tax, competition and antitrust, stockholder, commercial, consumer, intellectual property, and privacy litigation and investigations. Furthermore, as the number of our users and amount of our revenue have grown, our potential exposure to substantial damages awards and fines has increased, including through class action litigations and other legal proceedings under statutory regimes permitting penalties or damages on a per-violation basis or based on a percentage of global revenue. The maximum aggregate monetary damages or penalties sought across our various legal proceedings could amount to an aggregate of up to hundreds of billions of dollars and, as a result, could be material to the financial condition of the company.

In some instances, particularly with novel legal and factual claims, new regulatory regimes or statutes that have not previously been enforced, or where the nature or type of enforcement pursued against us is novel, it can be very difficult to assess the likelihood or extent of potential liabilities, including the nature and extent of injunctive or other non-monetary relief and the applicability and amount of any potential forfeitures, disgorgement, fines or penalties. While we have identified

[Table of Contents](#)

below certain matters that we believe to be material, there can be no assurance that additional material losses or limitations on our activities will not result from claims that have not yet been asserted or are not yet determined to be material.

Privacy and Related Matters

Beginning on March 20, 2018, multiple putative class actions were filed in state and federal courts in the United States and elsewhere against us and certain of our directors and officers alleging various causes of action in connection with our platform and user data practices as well as the misuse of certain data by a developer that shared such data with third parties in violation of our terms and policies, and seeking unspecified damages and injunctive relief. With respect to the putative class actions alleging fraud and violations of consumer protection, privacy, and other laws in connection with the same matters, several of the cases brought on behalf of consumers in the United States were consolidated in the U.S. District Court for the Northern District of California (*In re Facebook, Inc., Consumer Privacy User Profile Litigation*). On December 22, 2022, the parties entered into a settlement agreement to resolve the lawsuit, which provided for a payment of \$725 million by us and became final on May 14, 2025. In addition, our platform and user data practices, as well as the events surrounding the misuse of certain data by a developer, became the subject of U.S. Federal Trade Commission (FTC), state attorneys general, and other government inquiries in the United States, Europe, and other jurisdictions. We entered into a settlement and modified consent order to resolve the FTC inquiry, which took effect in April 2020 and required us to pay a penalty of \$5.0 billion and to significantly enhance our practices and processes for privacy compliance and oversight. In addition, in December 2025, we entered into a settlement agreement with California to resolve its lawsuit alleging violations of consumer protection laws, which is subject to court approval. Certain other state attorneys general inquiries and litigation and certain government inquiries in other jurisdictions remain ongoing and could subject us to additional substantial fines and costs, require us to change our business practices, divert resources and the attention of management from our business, or adversely affect our business. On June 1, 2023, the court presiding over the lawsuit filed by the District of Columbia granted our motion for summary judgment, resolving the case in our favor. On June 29, 2023, the District of Columbia filed a notice of appeal. The appeal was heard on January 30, 2025 and on July 31, 2025, the District of Columbia Court of Appeals reversed the decision on procedural grounds and remanded the matter to the lower court. Trial in the New Mexico Attorney General's case, which has expanded to include various claims related to content moderation issues, is scheduled to begin on September 8, 2026. On July 16, 2021, a stockholder derivative action was filed in Delaware Court of Chancery against certain of our directors and officers asserting breach of fiduciary duty and related claims relating to our historical platform and user data practices, as well as our settlement with the FTC. On July 20, 2021, other stockholders filed an amended derivative complaint in a related Delaware Chancery Court action, asserting breach of fiduciary duty and related claims against certain of our current and former directors and officers in connection with our historical platform and user data practices. On November 4, 2021, the lead plaintiffs filed a second amended and consolidated complaint in the stockholder derivative action. The pending consolidated matter is *In re Facebook Inc. Derivative Litigation*. On January 19, 2022, we filed a motion to dismiss, which was denied in part on May 10, 2023. The insider trading claim was dismissed as to all defendants except Mark Zuckerberg, and the motion was denied as to the breach of fiduciary duty claims. Trial began on July 16, 2025. On July 17, 2025, the parties agreed to a settlement in principle to resolve all claims in the action, which is subject to court approval.

On May 3, 2023, the FTC filed a public administrative proceeding (*In the Matter of Facebook, Inc.*) seeking substantial changes to the modified consent order, which took effect in April 2020 after its entry by the U.S. District Court for the District of Columbia. The changes sought by the FTC are set forth in a proposed order and include, among others, a prohibition on our use of minors' data for any commercial purposes, changes to the composition of our board of directors, and significant limitations on our ability to modify and launch new products. On May 31, 2023, we filed a motion before the U.S. District Court for the District of Columbia seeking to enjoin the FTC from further pursuing its agency process to modify the modified consent order. On November 27, 2023, the district court denied our motion, and we then appealed to the U.S. Court of Appeals for the District of Columbia Circuit (*U.S. v. Facebook, Inc.*) and sought to stay the FTC proceeding pending resolution of the appeal. Our motion for a stay pending appeal was denied in March 2024. After the underlying appeal was briefed and oral argument was held on November 5, 2024, the U.S. Court of Appeals for the District of Columbia Circuit issued its decision on May 16, 2025, reversing the district court's denial of our motion on jurisdictional grounds, and directed the district court to consider the merits of our arguments. On July 10, 2025, the case was remanded to the district court to consider our claims in light of the Court of Appeals' determination that the district court retains jurisdiction over the entirety of the consent order. On December 23, 2025, the district court ordered a schedule for supplemental briefing in light of the Court of Appeals decision, with briefing due to be complete by May 2026.

On November 29, 2023, we separately filed a complaint, also in the U.S. District Court for the District of Columbia (*Meta Platforms, Inc. v. FTC*), asserting constitutional challenges to the structure of the FTC, and seeking to preliminarily enjoin the FTC proceeding during the pendency of the litigation. On December 13, 2023, the FTC filed an opposition to our

[Table of Contents](#)

motion for preliminary injunction and a motion to dismiss the complaint. On March 14, 2024, the district court denied our motion to preliminarily enjoin the FTC proceeding during the pendency of the litigation, and also denied the FTC's motion to dismiss our complaint without prejudice, pending the U.S. Supreme Court's decision in *SEC v. Jarkesy* (*Jarkesy*). Our motion for a stay of the FTC proceeding pending appeal was denied in March 2024. Both the district court action and the appeal were stayed pending the Supreme Court's decision in *Jarkesy*. Following the Supreme Court's ruling in *Jarkesy* on June 27, 2024, the government filed a renewed motion to dismiss, which was fully briefed as of October 18, 2024. On June 29, 2025, the district court granted our request for a stay in light of the Court of Appeals' May 16, 2025 decision in the jurisdictional case, and on January 20, 2026, the district court continued the stay and ordered the parties to file a status update by June 8, 2026.

On April 1, 2024, we filed our response to the FTC's Order to Show Cause, arguing, among other things, that the Order to Show Cause proceeding was legally improper. Per FTC orders, we completed briefing on threshold legal issues on July 18, 2024, and the FTC held oral argument before the Commissioners on those issues on November 12, 2024. On January 10, 2025, the Commission issued a decision on certain threshold legal issues, including that the Commission has statutory authority to modify consent orders. The Commission stated that its decision is subject to Meta's jurisdictional challenges then pending before the U.S. Court of Appeals for the District of Columbia Circuit in *U.S. v. Facebook, Inc.*, and that the nature and scope of any further administrative proceedings would be addressed at a later date. On July 30, 2025, the Commission issued an order staying the Order to Show Cause proceeding pending final resolution of the two judicial cases we filed challenging the proceeding. Through the administrative process, the FTC could amend the order to impose the additional requirements set forth in the proposed order. We should have the opportunity to appeal an FTC decision modifying the order and could request the appellate court to stay the enforcement of the modifications to the order while the appeal is pending. It is unclear whether the appeal or the request for a stay would be successful.

We also notify the Irish Data Protection Commission (IDPC), our lead European Union privacy regulator under the GDPR, of certain other personal data breaches and privacy issues, issue similar notifications to European regulators under other laws (such as UK GDPR and Member State implementations of the ePrivacy Directive), and are subject to inquiries and investigations by the IDPC and other European regulators regarding various aspects of our regulatory compliance. For example, the IDPC is continuing to assess the compliance of our "subscription for no ads" consent model with requirements under the GDPR. In addition, on May 12, 2023, the IDPC issued a Final Decision concluding that Meta Platforms Ireland's reliance on Standard Contractual Clauses in respect of certain transfers of European Economic Area (EEA) Facebook user data was not in compliance with the GDPR. The IDPC issued an administrative fine of EUR €1.2 billion as well as corrective orders requiring Meta Platforms Ireland to suspend the relevant transfers and to bring its processing operations into compliance with Chapter V GDPR by ceasing the unlawful processing, including storage, of such data in the United States. We are appealing this Final Decision and it is currently subject to a stay from the Irish High Court. We have also implemented steps to comply with the above corrective orders and are pending the IDPC's confirmation that these address the corrective orders. For additional information, see Part I, Item 1A, "Risk Factors—Our business is subject to complex and evolving U.S. and foreign laws and regulations regarding privacy, data use, data combination, data protection, content, competition, youth, safety, consumer protection, advertising, e-commerce, and other matters" in this Annual Report on Form 10-K. Any such inquiries or investigations (including the IDPC proceedings) could subject us to substantial fines and costs, require us to change our business practices, divert resources and the attention of management from our business, lead to additional claims from users, or adversely affect our business. In addition, we are subject to individual and class actions in Europe relating to matters that are or have been the subject of regulatory investigations.

Beginning on June 7, 2021, multiple putative class actions were filed against us alleging that we improperly received individuals' information from third-party websites or apps via our business tools in violation of our terms and various state and federal laws and seeking unspecified damages and injunctive relief (for example, *In re Meta Pixel Healthcare Litigation*; *In re Meta Pixel Tax Filing Cases*; *Frasco v. Flo Health, Inc.*; *Doe v. Hey Favor, Inc. et al.*; *Doe v. GoodRx Holdings, Inc. et al.* in the U.S. District Court for the Northern District of California; and *Rickwalder, et al. v. Meta Platforms, Inc.* in the Santa Clara County Superior Court). These cases are in different stages, but several of our motions to dismiss have been denied in whole or in part, while certain others have been granted in whole or in part. In *Rickwalder*, the Superior Court denied plaintiffs' motion for class certification and the plaintiffs have appealed that decision. In *Flo Health*, on August 1, 2025, a jury returned a verdict on liability in favor of the plaintiffs and on behalf of a California subclass on the sole claim remaining against Meta under Section 632 of the California Invasion of Privacy Act. Plaintiffs are seeking \$5,000 in statutory damages per class member and have asserted that there are up to approximately 1.6 million class members. The amount of potential damages is uncertain at this time. In addition, we are subject to individual and class actions in Europe, as well as regulatory investigations in the United States, Europe, and elsewhere, relating to similar matters with regard to our business tools.

Competition

We are subject to various litigation and government inquiries and investigations, formal or informal, by competition authorities in the United States, Europe, and other jurisdictions. Such investigations, inquiries, and lawsuits concern, among other things, our business practices in the areas of social networking or social media services, digital advertising, and/or mobile or online applications, as well as our acquisitions. For example, in 2019 we became the subject of antitrust investigations by the FTC and U.S. Department of Justice. On December 9, 2020, the FTC filed a complaint (*FTC v. Meta Platforms, Inc.*) against us in the U.S. District Court for the District of Columbia alleging that we engaged in anticompetitive conduct and unfair methods of competition in violation of Section 5 of the Federal Trade Commission Act and Section 2 of the Sherman Act, including by acquiring Instagram in 2012 and WhatsApp in 2014 and by maintaining conditions on access to our platform. The FTC sought a permanent injunction against our company's alleged violations of the antitrust laws, and other equitable relief, including divestiture or reconstruction of Instagram and WhatsApp. On June 28, 2021, the court granted our motion to dismiss the complaint filed by the FTC with leave to amend. On August 19, 2021, the FTC filed an amended complaint, and on October 4, 2021, we filed a motion to dismiss this amended complaint. On January 11, 2022, the court denied our motion to dismiss the FTC's amended complaint. On April 5, 2024, we filed our motion for summary judgment and the FTC filed its opposition and its own motion for partial summary judgment on May 24, 2024. On November 13, 2024, the court granted in part and denied in part both our and the FTC's motions for summary judgment. Trial began on April 14, 2025 and concluded on May 27, 2025. On November 18, 2025, the court granted judgment in our favor. On January 20, 2026, the FTC filed a notice of appeal of that ruling. Multiple putative class actions have also been filed in state and federal courts in the United States and in the United Kingdom against us alleging violations of antitrust laws and other causes of action in connection with these acquisitions and/or other alleged anticompetitive conduct, and seeking damages and injunctive relief. Several of the cases brought on behalf of certain advertisers and users in the United States were consolidated in the U.S. District Court for the Northern District of California (*Klein et al., v. Meta Platforms, Inc.*). On December 30, 2024, we filed our motion for summary judgment in the putative class action brought on behalf of certain advertisers, which is pending with the court. On January 24, 2025, the court denied plaintiffs' motion for class certification in the action brought on behalf of users, permitting it to proceed only on an individual basis as to the named plaintiffs. On September 29, 2025, in the user action, the court granted our motion, entering judgment in our favor. On October 27, 2025, plaintiffs in the user action filed a notice of appeal.

On February 11, 2022, a putative class action was filed against us in the UK Competition Appeals Tribunal (CAT) under the UK collective proceedings regime (*Lovdahl-Gormsen v. Meta Platforms, Inc. et al.*). On October 6, 2023, following the denial of class certification, the class representative submitted an amended claim alleging abuse of dominance relating to aspects of our data processing practices and seeking damages. The CAT certified the amended claim on February 15, 2024. Trial is scheduled to begin in September 2027.

We are also subject to litigation in Europe brought by news and media companies alleging anticompetitive conduct in relation to aspects of our historic data processing practices. For example, on December 1, 2023, 87 news media companies filed a joint action against us in Spain in relation to our legal basis under the GDPR for behavioral advertising, alleging unfair competition and abuse of dominance (*Asociacion de Medios de Informacion (AMI) v. Meta Ireland*). On November 19, 2025, the court issued judgment against us, finding that AMI had failed to establish abuse of dominance but upholding its case on unfair competition and awarding damages of approximately EUR €542 million. We have appealed the decision. In addition, on October 24, 2024, ten radio and television publishers commenced a separate claim against us in Spain on the same basis (*Union de Televisiones Comerciales Asociadas (UTECA) v. Meta Ireland*). In addition, on April 29, 2025, a similar unfair competition claim was filed against us by 67 media companies in France (*Amaury et al. v. Meta Platforms Ireland Limited*). Trial is expected to take place in 2027.

In December 2022, the European Commission issued a Statement of Objections alleging that we tie Facebook Marketplace to Facebook and use data in a manner that infringes European Union competition rules. On November 18, 2024, the European Commission issued a decision that Meta infringed Article 102 on the Treaty of the Functioning of the European Union in relation to certain alleged business practices relating to Facebook Marketplace and imposed a fine of approximately EUR €798 million. We appealed the European Commission's decision on January 28, 2025.

[Table of Contents](#)

In March 2024, the European Commission opened an investigation into the compliance of our "subscription for no ads" consent model with requirements under Article 5(2) of the Digital Markets Act (DMA). The European Commission issued preliminary findings on July 1, 2024 reflecting its preliminary view that our model does not comply with such requirements. In April 2025, the European Commission issued a final decision that our "subscription for no ads" model does not comply with such requirements and imposed a fine of EUR €200 million. Based on feedback from the European Commission in connection with the DMA, we launched less personalized ads (LPA) in November 2024 and made significant modifications to LPA since the European Commission issued its final decision. We appealed the European Commission's decision on July 4, 2025, but further modifications to our model may be imposed during the appeal process, which could result in a materially worse user experience for European users and a significant impact to our European business and revenue.

The result of such litigation, investigations or inquiries could subject us to substantial monetary remedies and costs, interrupt or require us to change our business practices, divert resources and the attention of management from our business, or subject us to other structural or behavioral remedies that adversely affect our business.

Securities and Other Actions

Beginning on March 20, 2018, multiple putative class actions and derivative actions were filed in state and federal courts in the United States and elsewhere against us and certain of our directors and officers alleging violations of securities laws, breach of fiduciary duties, and other causes of action in connection with our platform and user data practices as well as the misuse of certain data by a developer that shared such data with third parties in violation of our terms and policies, and seeking unspecified damages and injunctive relief. Beginning on July 27, 2018, two putative class actions were filed in federal court in the United States against us and certain of our directors and officers alleging violations of securities laws in connection with the disclosure of our earnings results for the second quarter of 2018 and seeking unspecified damages. These two actions subsequently were transferred and consolidated in the U.S. District Court for the Northern District of California (*In Re Facebook, Inc. Securities Litigation*) with the putative securities class action described above relating to our platform and user data practices. In a series of orders in 2019 and 2020, the district court granted our motions to dismiss the plaintiffs' claims. On January 17, 2022, the plaintiffs filed a notice of appeal of the order dismissing their case, and on October 18, 2023, the U.S. Court of Appeals for the Ninth Circuit issued its decision affirming in part and reversing in part the district court's order dismissing the plaintiffs' case. We filed a petition for writ of certiorari on March 4, 2024 with the U.S. Supreme Court, seeking review of the Ninth Circuit's order. The Supreme Court granted in part our petition for writ of certiorari on June 10, 2024, and following oral argument issued an order on November 22, 2024 dismissing the grant of certiorari as improvidently granted. On January 24, 2025, the U.S. Court of Appeals for the Ninth Circuit returned the case to the district court. On July 1, 2025, the plaintiffs filed a fourth amended complaint. On September 2, 2025, we filed a motion to dismiss the fourth amended complaint.

We are also subject to other government inquiries and investigations relating to our business activities and disclosure practices. For example, beginning in September 2021, we became subject to government investigations and requests relating to a former employee's allegations and release of internal company documents concerning, among other things, our algorithms, advertising and user metrics, and content enforcement practices, as well as misinformation and other undesirable activity on our platform, and user well-being. We have since received additional requests relating to these and other topics. Beginning on October 27, 2021, multiple putative class actions and derivative actions were filed in the U.S. District Court for the Northern District of California against us and certain of our directors and officers alleging violations of securities laws, breach of fiduciary duties, and other causes of action in connection with the same matters, and seeking unspecified damages (*Ohio Pub. Empl. Ret. Sys. v. Meta Platforms, Inc.*). On September 30, 2024, the court dismissed certain claims with leave to amend, but determined certain claims regarding content enforcement practices and user well-being could proceed against us and certain of our current and former directors and officers.

On March 8, 2022, a putative class action was filed in the U.S. District Court for the Northern District of California against us and certain of our directors and officers alleging violations of securities laws in connection with the disclosure of our earnings results for the fourth quarter of 2021 and seeking unspecified damages (*Plumbers & Steamfitters Local 60 Pension Trust v. Meta Platforms, Inc.*). On July 18, 2023, the court dismissed the claims against Meta and its officers with leave to amend. On September 18, 2023, the plaintiffs filed an amended complaint and on September 17, 2024, the court dismissed the claims with prejudice. On October 14, 2024, plaintiffs filed their notice of appeal and oral argument was held on January 6, 2026.

Youth-Related Actions

Beginning in January 2022, we became subject to litigation and other proceedings that were filed in various federal and state courts in the United States as well as other jurisdictions alleging that Facebook and Instagram cause "social media addiction" in users, with most proceedings focused on those under 18 years old, resulting in various mental health and other harms. Putative class actions have been filed in the United States, Brazil, Canada, Europe, and elsewhere on behalf of users in those jurisdictions, and numerous school districts, municipalities, and tribal nations have filed public nuisance claims in the United States, Brazil, and/or Canada based on similar allegations. On October 6, 2022, the U.S. federal cases were centralized in the U.S. District Court for the Northern District of California (*In re Social Media Adolescent Addiction Product Liability Personal Injury Litigation*). Beginning in March 2023, U.S. states and territories began filing lawsuits on these topics in various federal and state courts. These additional lawsuits include allegations regarding violations of the Children's Online Privacy Protection Act (COPPA), child sexual abuse material and other child safety concerns, as well as violations of state consumer protection laws, unfair business practices, public nuisance, and products liability, with proceedings focused on our alleged business practices (including the use of end-to-end encryption) and harms to users under 18 years old. Certain of the lawsuits described above have since expanded to include various other claims relating to our services, including with respect to age verification, AI and AI chatbots, deceptive advertising, illicit or illegal activity with respect to drugs, fraud, and firearms, and privacy-related matters, among others. These lawsuits seek damages and injunctive relief, and include cases filed by various state attorneys general in *In re Social Media Adolescent Addiction Product Liability Personal Injury Litigation* in the U.S. District Court for the Northern District of California, as well as various state courts around the country. Trial in the first of the personal injury cases began on January 27, 2026 in *Judicial Council Coordination Proceeding No. 5255* pending in Los Angeles County California Superior Court. Trial in the first of the state attorneys general cases is currently scheduled to begin on February 2, 2026 in the First Judicial District Court of New Mexico, in a case brought by the New Mexico Attorney General. Trials in other state attorneys general cases are currently scheduled or expected to be scheduled in the second half of 2026 or in 2027. The first trial in the multidistrict litigation (*In re Social Media Adolescent Addiction Product Liability Personal Injury Litigation*) is a school district bellwether case and is scheduled to begin on June 15, 2026. Across the cases described above, the damages or penalties that plaintiffs have indicated they intend to seek range widely in amount, including in certain cases up to the high tens of billions of dollars. In addition, beginning in November 2024, counsel for over one hundred thousand individual claimants have sent mass arbitration demands relating to "social media addiction" and related harms allegedly caused by Instagram.

We are also subject to government investigations and requests from multiple regulators in various jurisdictions globally concerning the use of our products and services, and the alleged mental and physical health and safety and privacy impacts on users, particularly younger users, as well as the accuracy of our statements about youth and parental features. On May 16, 2024, the European Commission opened formal proceedings assessing our compliance with certain requirements under Articles 28, 34, and 35 of the Digital Services Act (DSA), including the way in which we identified, assessed, and mitigated against certain systemic risks to minors and other vulnerable users that may stem from the design and functioning of Instagram and Facebook.

Other Actions

Beginning on August 15, 2018, multiple putative class actions were filed against us alleging that we inflated our estimates of the potential audience size for advertisements, resulting in artificially increased demand and higher prices. The cases were consolidated in the U.S. District Court for the Northern District of California (*DZ Reserve v. Facebook, Inc.*) and seek unspecified damages and injunctive relief. In a series of rulings in 2019, 2021, and 2022, the court dismissed certain of the plaintiffs' claims, but permitted their fraud and unfair competition claims to proceed. On March 29, 2022, the court granted the plaintiffs' motion for class certification. On March 21, 2024, the U.S. Court of Appeals for the Ninth Circuit affirmed in part and reversed in part the order granting class certification. On May 3, 2024, we filed a petition for panel rehearing and rehearing en banc, which was denied by the Ninth Circuit. We filed a petition for a writ of certiorari with the U.S. Supreme Court on October 2, 2024, which was denied. We then moved to compel arbitration, which the district court denied. We appealed the denial of our motion to compel arbitration to the Ninth Circuit on December 3, 2025. The matter is stayed in district court pending resolution of our appeal.

Beginning on July 7, 2023, multiple cases, including putative class actions, were filed against us in the United States and elsewhere, alleging that we improperly acquired, distributed, and used various copyrighted materials and/or other types of data to train our artificial intelligence models and seeking unspecified damages and injunctive relief. In the United States, statutory damages for copyright liability are calculated on a per work basis, which may result in substantial damages, particularly given the large volumes of data required to train AI models. The cases in the United States, which were filed in

[Table of Contents](#)

the U.S. District Court for the Northern District of California (*Kadrey, et al. v. Meta Platforms, Inc., Chabon, et al. v. Meta Platforms, Inc. and Farnsworth v. Meta Platforms, Inc.*) and U.S. District Court for the Southern District of New York (*Huckabee, et al. v. Meta Platforms, Inc. et al.*), which was subsequently transferred to the U.S. District Court for the Northern District of California), have been consolidated into *Kadrey, et al. v. Meta Platforms, Inc.* Motions for summary judgment were heard in this case on May 1, 2025, including on the issue of the applicability of the fair use defense to use of copyrighted books for generative AI model training. On June 25, 2025, the court granted our motion for summary judgment on fair use as to the named plaintiffs in the case. The parties will proceed to brief the remaining claim of copyright infringement due to alleged distribution of books to third parties during the downloading process. The court is scheduled to hear summary judgment motions on July 16, 2026. Beginning in November 2025, additional cases with similar claims were filed against us in the U.S. District Court for the Northern District of California (*Entrepreneur Media v. Meta Platforms, Inc., Carreyrou et al. v. Anthropic PBC, et al.* and *TED Entertainment, Inc. v. Meta Platforms, Inc.*). We expect some of these cases will be set for trial beginning in mid-2027.

On April 30, 2024, the European Commission opened formal proceedings against us to assess Facebook and Instagram's compliance with certain requirements under Articles 14, 16, 17, 20, 24, 25, 34, 35, and 40 of the DSA, regarding a range of topics including elections, content reporting and appeals, third-party access to data, political content recommendations, potential deceptive advertising and disinformation, including the way in which we identified, assessed, and mitigated against certain systemic risks on Instagram and Facebook. The Commission issued preliminary findings with respect to some of these topics on October 24, 2025 reflecting its preliminary view that we have infringed DSA obligations related to notice and action mechanisms for illegal content reporting, content moderation decision appeals, and data access for researchers. We have an opportunity to respond to the preliminary findings, and would also have an opportunity to appeal a final decision by the Commission. We are also responding to regulatory inquiries and litigation related to allegedly deceptive advertising, including but not limited to financial scams and the use of our services to promote deceptive activity, in other parts of the world.

We are also subject to other litigation and government inquiries and investigations relating to advertising on our platform and our alleged role in causing or contributing to various societal harms, including illegal activity with respect to drugs, fraud, deceptive activity, unlawful discrimination, and other harms potentially impacting large numbers of people. We have received additional requests relating to these and other topics including in connection with news outlet reporting regarding these issues in the fourth quarter of 2025.

In addition, we are subject to litigation and other proceedings involving law enforcement and other regulatory agencies, including in particular in Brazil, Russia, and other countries in Europe, in order to ascertain the precise scope of our legal obligations to comply with the requests of those agencies, including our obligation to disclose user information in particular circumstances. A number of such instances have resulted in the assessment of fines and penalties against us. We believe we have multiple legal grounds to satisfy these requests or prevail against associated fines and penalties, and we intend to vigorously defend such fines and penalties.

We are also party to various other legal proceedings, claims, and regulatory, tax or government inquiries and investigations that arise in the ordinary course of business, and we expect to be subject to additional legal proceedings and disputes in the future.

Item 4. Mine Safety Disclosures

Not applicable.

PART II

Item 5. Market for Registrant's Common Equity, Related Stockholder Matters and Issuer Purchases of Equity Securities

Market Information for Common Stock

Our Class A common stock is trading on the Nasdaq Global Select Market under the ticker symbol 'META'. Our Class B common stock is not listed on any stock exchange nor traded on any public market.

Holders of Record

As of December 31, 2025, there were 2,533 stockholders of record of our Class A common stock, and the closing price of our Class A common stock was \$660.09 per share as reported on the Nasdaq Global Select Market. Because many of our shares of Class A common stock are held by brokers and other institutions on behalf of stockholders, we are unable to estimate the total number of stockholders represented by these record holders. As of December 31, 2025, there were 25 stockholders of record of our Class B common stock.

Dividend Policy

Beginning in 2024, our board of directors declared quarterly cash dividends to the holders of our Class A and Class B common stock. During the year ended December 31, 2025, total dividend and dividend equivalent payments were \$4.60 billion and \$720 million for Class A and Class B common stock, respectively.

Subject to legally available funds and future declaration by our board of directors, we currently intend to continue to pay a quarterly cash dividend on our outstanding common stock. The declaration and payment of future dividends is at the sole discretion of our board of directors after taking into account various factors, including our financial condition, operating results, available cash, and current and anticipated cash needs.

See Note 12 — Stockholders' Equity in the notes to the consolidated financial statements included in Part II, Item 8, "Financial Statements and Supplementary Data" of this Annual Report on Form 10-K for additional information regarding dividends.

Purchases of Equity Securities by the Issuer and Affiliated Purchasers

There was no share repurchase activity during the three months ended December 31, 2025.

Recent Sale of Unregistered Securities and Use of Proceeds

Recent Sale of Unregistered Securities

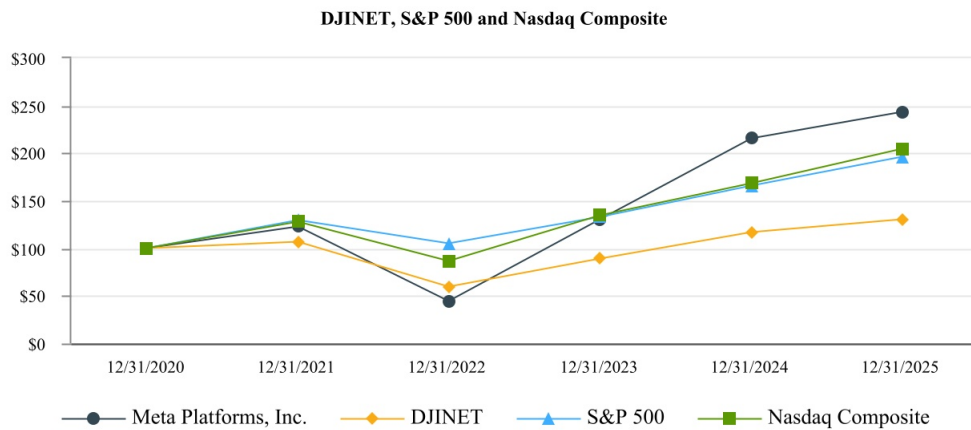
None.

Stock Performance Graph

This performance graph shall not be deemed "soliciting material" or to be "filed" with the SEC for purposes of Section 18 of the Exchange Act, or otherwise subject to the liabilities under that Section, and shall not be deemed to be incorporated by reference into any filing of Meta Platforms, Inc. under the Securities Act of 1933, as amended, or the Exchange Act.

The following graph shows a comparison of the cumulative total return for our Class A common stock, the Dow Jones Internet Composite Index (DJINET), the Standard & Poor's 500 Stock Index (S&P 500) and the Nasdaq Composite Index (Nasdaq Composite) for the five years ended December 31, 2025. The annual changes for the five-year period shown in the graph assumes that \$100 was invested in our common stock and each index at the market close on the last trading day for the fiscal year ended December 31, 2020, and that all dividends were reinvested. The stock price performance of the following graph is not necessarily indicative of future stock price performance.

Comparison of Five-Year Cumulative Total Return for Meta Platforms, Inc.,



Item 6. [Reserved]

Item 7. Management's Discussion and Analysis of Financial Condition and Results of Operations

You should read the following discussion of our financial condition and results of operations in conjunction with our consolidated financial statements and the related notes included in Part II, Item 8, "Financial Statements and Supplementary Data" of this Annual Report on Form 10-K. In addition to our historical consolidated financial information, the following discussion contains forward-looking statements that reflect our plans, estimates, and beliefs. Our actual results could differ materially from those discussed in the forward-looking statements. Factors that could cause or contribute to these differences include those discussed below and elsewhere in this Annual Report on Form 10-K, particularly in Part I, Item 1A, "Risk Factors." For a discussion of limitations in the measurement of our Family metrics, see the section entitled "Limitations of Key Metrics and Other Data" in this Annual Report on Form 10-K.

To supplement our consolidated financial statements, which are prepared and presented in accordance with generally accepted accounting principles in the United States (GAAP), we present revenue on a constant currency basis and free cash flow, which are non-GAAP financial measures. Revenue on a constant currency basis is presented in the section entitled "—Revenue—Foreign Exchange Impact on Revenue." To calculate revenue on a constant currency basis, we translated revenue for the full year 2025 using 2024 monthly exchange rates for our settlement or billing currencies other than the U.S. dollar. For a full description of our free cash flow non-GAAP measure, see the section entitled "—Liquidity and Capital Resources—Free Cash Flow."

These non-GAAP financial measures are not intended to be considered in isolation or as a substitute for, or superior to, financial information prepared and presented in accordance with GAAP. These measures may be different from non-GAAP financial measures used by other companies, limiting their usefulness for comparison purposes. Moreover, presentation of revenue on a constant currency basis is provided for year-over-year comparison purposes, and investors should be cautioned that the effect of changing foreign currency exchange rates has an actual effect on our operating results. We believe these non-GAAP financial measures provide investors with useful supplemental information about the financial performance of our business, enable comparison of financial results between periods where certain items may vary independent of business performance, and allow for greater transparency with respect to key metrics used by management in operating our business.

Executive Overview of Full Year 2025 Results

Our mission is to build the future of human connection and the technology that makes it possible.

Our financial results and key Family metrics for 2025 are set forth below. Total revenue for 2025 was \$200.97 billion, an increase of 22% compared to 2024, due to an increase in advertising revenue. Ad impressions delivered across our Family of Apps in 2025 increased 12% year-over-year, and our average price per ad increased 9% year-over-year.

Income from operations for 2025 was \$83.28 billion, an increase of \$13.90 billion, or 20%, compared to 2024, driven by an increase in advertising revenue, partially offset by an increase in costs and expenses. The increase in costs and expenses was mainly due to increases in employee compensation and infrastructure costs.

[Table of Contents](#)

Consolidated and Segment Results

We report our financial results for our two reportable segments: Family of Apps (FoA) and Reality Labs (RL). FoA includes Facebook, Instagram, Messenger, WhatsApp, and other services. RL includes our virtual and augmented reality related consumer hardware, software, and content.

	Family of Apps			Reality Labs			Total		
	Year Ended December 31,		% change	Year Ended December 31,		% change	Year Ended December 31,		% change
	2025	2024		2025	2024		2025	2024	
	<i>(in millions, except percentages)</i>								
Revenue	\$ 198,759	\$ 162,355	22%	\$ 2,207	\$ 2,146	3%	\$ 200,966	\$ 164,501	22%
Costs and expenses	96,290	75,246	28%	21,400	19,875	8%	117,690	95,121	24%
Income (loss) from operations	\$ 102,469	\$ 87,109	18%	\$ (19,193)	\$ (17,729)	(8)%	\$ 83,276	\$ 69,380	20%
Operating margin	52 %	54 %		(870) %	(826) %		41 %	42 %	

- Net income was \$60.46 billion, with diluted earnings per share (EPS) of \$23.49 for the year ended December 31, 2025.
- Capital expenditures, including principal payments on finance leases, were \$72.22 billion for the year ended December 31, 2025.
- Share repurchases of our Class A common stock were \$26.26 billion and total dividend and dividend equivalent payments were \$5.32 billion for the year ended December 31, 2025.
- Cash, cash equivalents, and marketable securities were \$81.59 billion as of December 31, 2025.
- Long-term debt was \$58.74 billion as of December 31, 2025.
- Effective tax rate was 30% for the year ended December 31, 2025. This includes the effects of the implementation of the One Big Beautiful Bill Act during the third quarter of 2025. Absent the valuation allowance charge as of the enactment date, our 2025 effective tax rate would have decreased by 17 percentage points to 13%.
- Headcount was 78,865 as of December 31, 2025, an increase of 6% year-over-year.

Family of Apps Metrics

- Family daily active people (DAP) was 3.58 billion on average for December 2025, an increase of 7% year-over-year.
- Ad impressions delivered across our Family of Apps increased by 12% year-over-year in 2025.
- Average price per ad increased by 9% year-over-year in 2025.

Developments in Advertising

Substantially all of our revenue is currently generated from advertising on Facebook and Instagram. We rely on targeting and measurement tools that incorporate data signals from user activity on websites and services that we do not control, as well as signals generated within our products, in order to deliver relevant and effective ads to our users. Our advertising revenue has been, and we expect will continue to be, adversely affected by reduced marketer spending as a result of limitations on our ad targeting and measurement tools arising from changes to the regulatory environment and third-party mobile operating systems and browsers.

In particular, legislative and regulatory developments such as the General Data Protection Regulation, including its evolving interpretation through decisions of the Court of Justice of the European Union, ePrivacy Directive, European Digital Services Act, Digital Markets Act, and U.S. state privacy laws have impacted our ability to use data signals in our ad products, and an increasing number of laws have been introduced limiting or prohibiting the provision of our services to younger users. We expect these and other developments will have further impact in the future. As a result, we have implemented, and we will continue to implement, whether voluntarily or otherwise, changes to our products and user data practices, which reduce our ability to effectively target and measure ads and may negatively impact our advertising revenue and user engagement. For example, in response to regulatory developments in Europe, we announced our plans to change the legal basis for behavioral advertising on Facebook and Instagram in the European Union, European Economic Area, and

[Table of Contents](#)

Switzerland from "legitimate interests" to "consent," and began offering users in the region a "subscription for no ads" alternative. We subsequently began offering users in the region who elect to continue using our services free-of-charge, supported by ads, an option to see less personalized ads, which are less relevant and effective than our premium ad offerings. We are engaging with regulators on our consent model. In addition, mobile operating system and browser providers, such as Apple and Google, have implemented product changes and/or announced plans to limit the ability of websites and application developers to collect and use these signals to target and measure advertising. For example, in 2021, Apple made certain changes to its products and data use policies in connection with changes to its iOS operating system that reduce our and other iOS developers' ability to target and measure advertising, which has negatively impacted, and we expect will continue to negatively impact, the size of the budgets marketers are willing to commit to us and other advertising platforms.

To mitigate these developments, we are continually working to evolve our advertising systems to improve the performance of our ad products. We are developing privacy enhancing technologies to deliver relevant ads and measurement capabilities while reducing the amount of personal information we process, including by relying more on anonymized or aggregated third-party data. In addition, we are developing tools that enable marketers to share their data into our systems, as well as ad products that generate more valuable signals within our apps. More broadly, we also continue to innovate our advertising tools to help marketers prepare campaigns and connect with consumers, including developing growing formats such as Reels ads and our business messaging ad products. Across all of these efforts, we are making significant investments in artificial intelligence (AI), including generative AI, to improve our delivery, targeting, and measurement capabilities. Further, we are focused on driving onsite conversions in our business messaging ad products by developing new features and scaling existing features.

We are also engaging with others across our industry to explore the possibility of new open standards for the private and secure processing of data for advertising purposes. We believe our ongoing improvements to ad targeting and measurement are continuing to drive improved results for advertisers. However, we expect that some of these efforts will be long-term initiatives, and that the legislative, regulatory and platform developments described above will continue to adversely impact our advertising revenue for the foreseeable future.

In addition, we maintain advertising policies to protect the security and integrity of our platform and comply with global content, security, and integrity obligations. Our ongoing efforts to enhance enforcement against ads and marketers which violate our advertising policies adversely affect our revenue, and we expect that the continued enhancement of such efforts will have an impact on our revenue in the future, which may be material.

Other Business and Macroeconomic Conditions

Other global and regional business, macroeconomic, and geopolitical conditions also have had, and we believe will continue to have, an impact on our user growth and engagement and advertising revenue. In particular, we believe advertising budgets have been pressured from time to time by factors such as inflation, economic policies and international trade, high interest rates, and related market uncertainty, which has led to reduced marketer spending. We are currently subject to increased business, macroeconomic, and geopolitical uncertainty, including as a result of volatility around international trade, which could impact our financial results in future periods.

In addition, competitive products and services have reduced some users' engagement with our products and services. We are investing in Reels and in AI initiatives across our products, including our AI-powered discovery engine to recommend relevant content, which we have already seen results in improved user engagement and monetization of our products. However, we continue to face competition from other products and services within certain demographics, in particular younger users. In addition, while Reels is growing in usage, it monetizes at a lower rate than our Feed and Stories products and we expect it will continue to monetize at a lower rate for the foreseeable future. We also have seen fluctuations and declines in the size of our active user base in one or more regions from time to time due to geopolitical conditions, which have adversely affected our user growth and engagement. These trends have adversely affected our advertising revenue and we expect will continue to adversely affect our advertising revenue in the foreseeable future.

Although we regularly evaluate a variety of sources to understand trends in our advertising revenue, we do not have perfect visibility into the factors driving advertiser spending decisions and our assessments involve complex judgments about what is driving advertising decisions across a large and diversified advertiser base across the globe. Trends impacting advertising spend are also dynamic and interrelated. As a result, it is difficult to identify with precision which advertiser spending decisions are attributable to which trends, and we are unable to quantify the exact impact that each trend had on our advertising revenue during the periods presented.

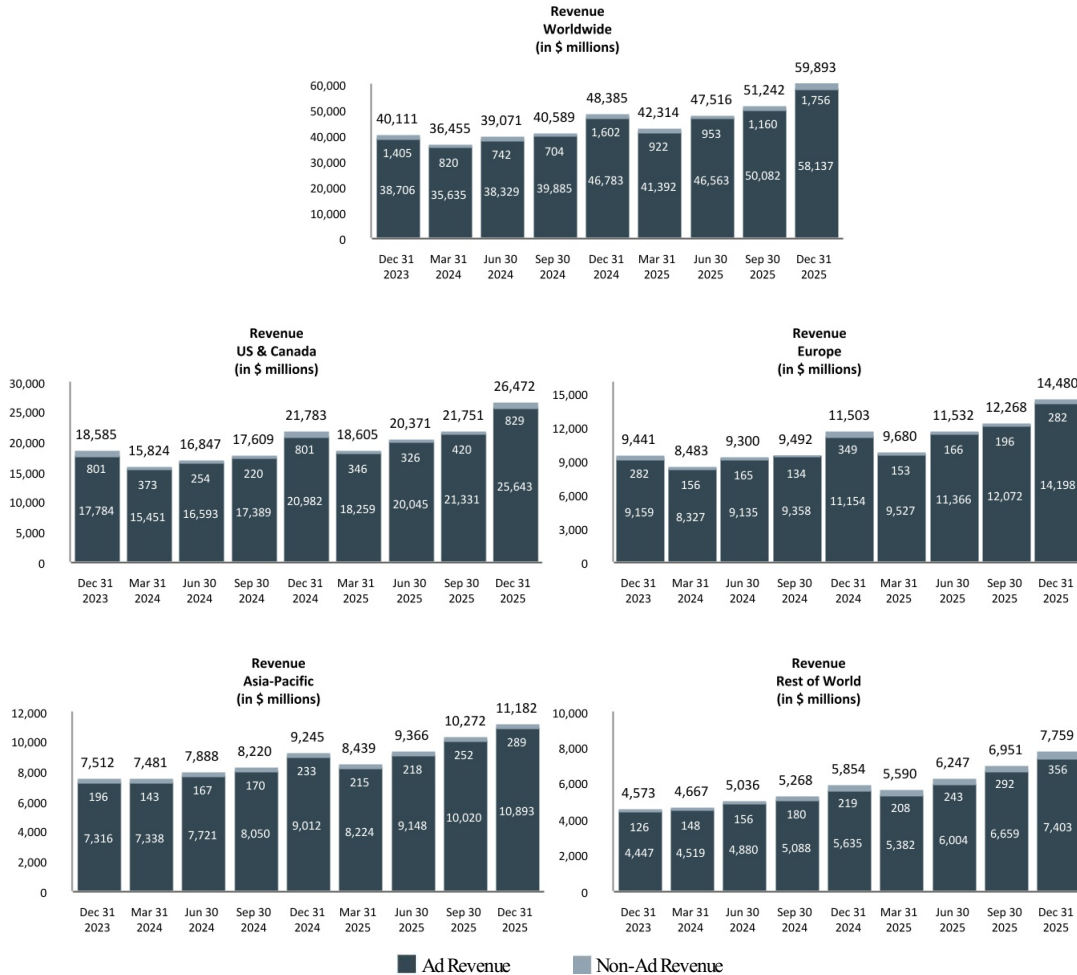
Investment Philosophy

We remain focused on operating efficiently while investing in significant opportunities. In 2025, 82% of our total costs and expenses were recognized in FoA and 18% were recognized in RL. Our FoA investments include expenses relating to headcount, data centers, and technical infrastructure as part of our efforts to develop our apps and our advertising services. These efforts include significant investments in AI initiatives, including generative AI and superintelligence, to, among other things, recommend relevant content across our products, enhance our advertising tools, develop new products, and develop new features for existing products. In particular, we expect our AI initiatives will require significantly increased investment in infrastructure.

We are also making significant investments in our RL efforts, including developing virtual and augmented reality devices, software for social platforms, neural interfaces, and other foundational technologies. Our RL investments include expenses relating to technology development across these efforts. Many of our RL investments are directed toward long-term, cutting-edge research and development for products that may only be fully realized in the next decade. In 2025, our RL segment reduced our overall operating profit by approximately \$19.19 billion, and we expect our 2026 RL operating losses to remain similar to 2025. We expect this will be a complex, evolving, and long-term initiative, and our ability to support our RL efforts is dependent on generating sufficient profits from other areas of our business. We are investing now because we believe this will become the next computing platform and will unlock monetization opportunities for businesses, developers, and creators, including around advertising, hardware, and digital goods.

Trends in Our Revenue by User Geography

We calculate our revenue by user geography based on our estimate of the geography in which ad impressions are delivered, virtual and digital goods are purchased, or consumer hardware products are shipped. The geography of our users affects our revenue and financial results. Our revenue in regions such as United States & Canada and Europe is relatively higher primarily due to the size and maturity of those online and mobile advertising markets, and ad impression growth is primarily in geographies that monetize at lower rates, such as Asia-Pacific. In 2025, revenue increased by 21% in United States & Canada, 24% in Europe, 20% in Asia-Pacific, and 27% in Rest of World, in each case relative to 2024.



Note: Non-advertising revenue includes RL revenue generated from the delivery of consumer hardware products and FoA Other revenue, which consists of revenue from paid messaging from WhatsApp, Meta Verified subscriptions, net fees we receive from developers using our Payments infrastructure, and revenue from various other sources.

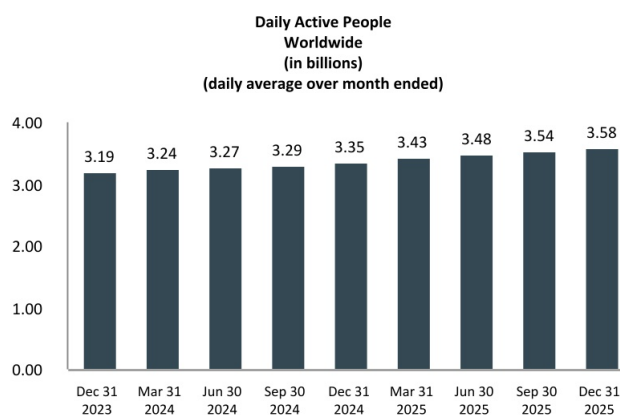
Our revenue by user geography in the charts above is geographically apportioned based on our estimation of the geographic location of our users when they perform a revenue-generating activity. This allocation differs from our revenue disaggregated by geography disclosure in Note 2 — Revenue in our consolidated financial statements included in Part II, Item 8, "Financial Statements and Supplemental Data" where revenue is geographically apportioned based on the addresses of our customers.

Trends in Our Family Metrics

The numbers for our key Family metrics, our DAP and average revenue per person (ARPP), do not include users on our other products unless they would otherwise qualify as DAP based on their other activities on our Family products.

Trends in the number of people in our community affect our revenue and financial results by influencing the number of ads we are able to show, the value of our ads to marketers, as well as our expenses and capital expenditures. Substantially all of our daily active people (as defined below) access our Family products on mobile devices.

- **Daily Active People (DAP).** We define a daily active person as a registered and logged-in user of Facebook, Instagram, Messenger, and/or WhatsApp (collectively, our "Family" of products) who visited at least one of these Family products through a mobile device application or using a web or mobile browser on a given day. We do not require people to use a common identifier or link their accounts to use multiple products in our Family, and therefore must seek to attribute multiple user accounts within and across products to individual people. Our calculations of DAP rely upon complex techniques, algorithms, and machine learning models that seek to estimate the underlying number of unique people using one or more of these products, including by matching user accounts within an individual product and across multiple products when we believe they are attributable to a single person, and counting such group of accounts as one person. As these techniques and models require significant judgment, are developed based on internal reviews of limited samples of user accounts, and are calibrated against user survey data, there is necessarily some margin of error in our estimates. We view DAP as a measure of engagement across our products. For additional information, see the section entitled "Limitations of Key Metrics and Other Data" in this Annual Report on Form 10-K.

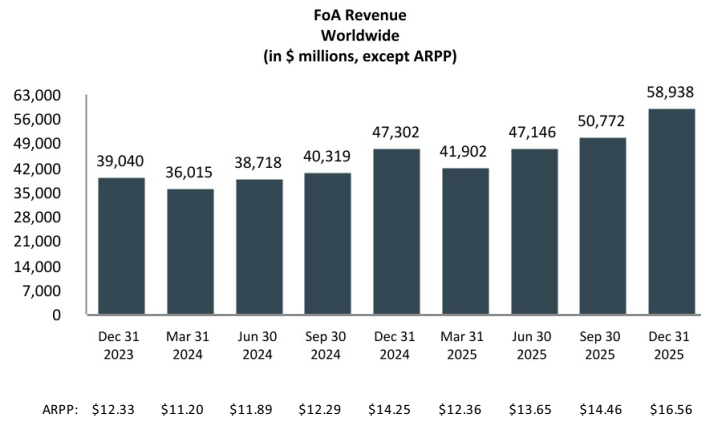


Note: We report the numbers of DAP as specific amounts, but these numbers are estimates of the numbers of unique people using our products and are subject to statistical variances and errors. While we expect the error margin for these estimates to vary from period to period, we estimate that such margin generally will be approximately 3% of our worldwide DAP. At our scale, it is very difficult to attribute multiple user accounts within and across products to individual people, and it is possible that the actual numbers of unique people using our products may vary significantly from our estimates, potentially beyond our estimated error margins. For additional information, see the section entitled "Limitations of Key Metrics and Other Data" in this Annual Report on Form 10-K.

Worldwide DAP increased 7% to 3.58 billion on average during December 2025 from 3.35 billion during December 2024.

[Table of Contents](#)

- **Average Revenue Per Person (ARPP).** Our Family of Apps (FoA) revenue represents the substantial majority of our total revenue. We define ARPP as our FoA revenue during a given quarter, divided by the average of the number of DAP at the beginning and end of the quarter.



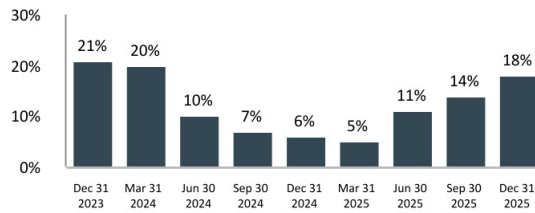
Note: We updated our definition of ARPP beginning in the first quarter of 2024 and have recast ARPP in prior periods for comparative purposes.

Our annual worldwide ARPP in 2025, which represents the sum of quarterly ARPP during such period, was \$57.03, an increase of 15% from 2024.

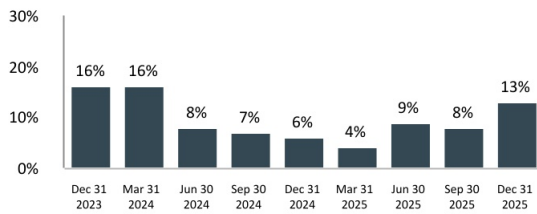
Trends in Our Ad Impressions and Average Price Per Ad

- **Ad Impressions.** Our advertising revenue is generated by displaying ad products on Facebook, Instagram, Messenger, and third-party mobile applications. Impressions are considered delivered when an ad is displayed to a user.

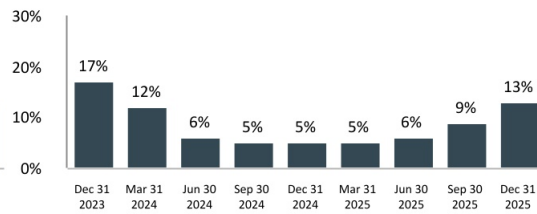
**Year-Over-Year Percentage Change
in Ad Impressions Delivered
Worldwide**



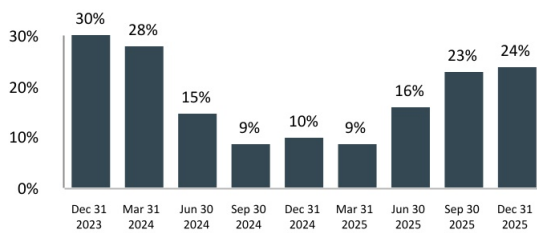
**Year-Over-Year Percentage Change
in Ad Impressions Delivered
US & Canada**



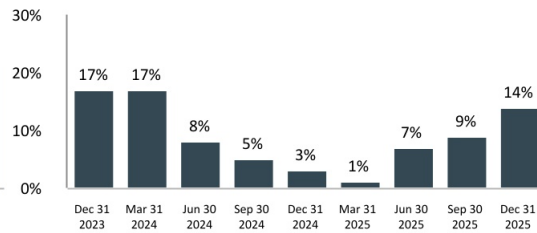
**Year-Over-Year Percentage Change
in Ad Impressions Delivered
Europe**



**Year-Over-Year Percentage Change
in Ad Impressions Delivered
Asia-Pacific**



**Year-Over-Year Percentage Change
in Ad Impressions Delivered
Rest of World**

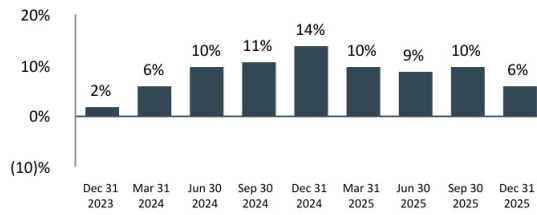


Note: Our ad impressions growth by user geography in the charts above is geographically apportioned based on our estimation of the geographic location of our users when an ad impression is delivered.

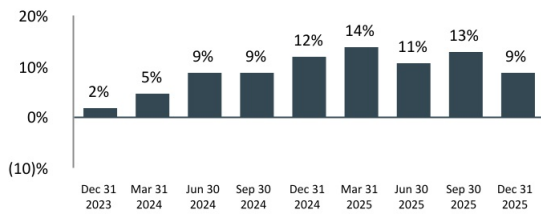
[Table of Contents](#)

- **Average Price Per Ad.** We calculate average price per ad as total advertising revenue divided by the number of ads delivered.

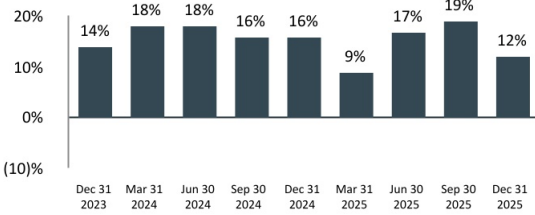
**Year-Over-Year Percentage Change
in the Average Price Per Ad
Worldwide**



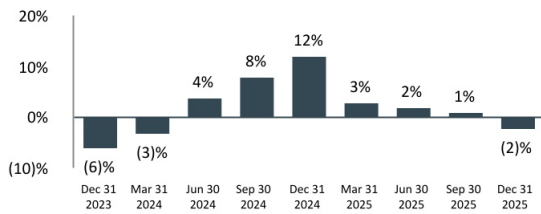
**Year-Over-Year Percentage Change
in the Average Price Per Ad
US & Canada**



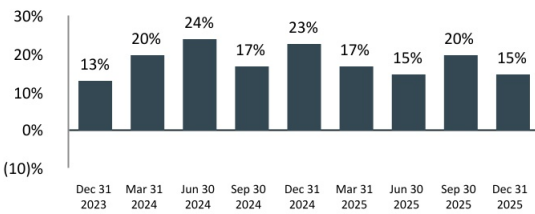
**Year-Over-Year Percentage Change
in the Average Price Per Ad
Europe**



**Year-Over-Year Percentage Change
in the Average Price Per Ad
Asia-Pacific**



**Year-Over-Year Percentage Change
in the Average Price Per Ad
Rest of World**



Note: Our average price per ad growth by user geography in the charts above is geographically apportioned based on our estimation of the geographic location of our users when an ad impression is delivered.

Critical Accounting Estimates

Our consolidated financial statements are prepared in accordance with GAAP. The preparation of these consolidated financial statements requires us to make estimates and assumptions that affect the reported amounts of assets, liabilities, revenue, costs and expenses, and related disclosures. On an ongoing basis, we evaluate our accounting estimates based on historical experience and on various other assumptions that we believe are reasonable under the circumstances. The actual impact on our financial performance could differ from these estimates under different assumptions or conditions.

An accounting estimate is considered critical if both (i) the nature of the estimates or assumptions is material due to the levels of subjectivity and judgment involved, and (ii) the impact within a reasonable range of outcomes of the estimates and assumptions is material to our consolidated financial statements. We believe that the estimates and assumptions associated with loss contingencies, income taxes, and valuation of non-marketable equity investments, when applicable, have the greatest potential impact on our consolidated financial statements. Therefore, we consider these to be our critical accounting estimates. For further information on all of our significant accounting policies, see Note 1 — Summary of Significant Accounting Policies in the accompanying notes to the consolidated financial statements included in Part II, Item 8, "Financial Statements and Supplementary Data" of this Annual Report on Form 10-K.

Loss Contingencies

We are involved in legal proceedings, claims, and regulatory, tax or government inquiries and investigations that arise in the ordinary course of business. Certain of these matters include speculative claims for substantial or indeterminate amounts of damages. Additionally, we are required to comply with various legal and regulatory obligations around the world, and we regularly become subject to new laws and regulations in the jurisdictions in which we operate. The requirements for complying with these obligations may be uncertain and subject to interpretation and enforcement by regulatory and other authorities, and any failure or perceived failure to comply with such obligations could eventually lead to asserted legal or regulatory action. With respect to these matters, asserted and unasserted, we evaluate the associated developments on a regular basis and accrue a liability when we believe that it is both probable that a loss has been incurred and the amount can be reasonably estimated.

We review the developments in our contingencies that could affect the amount of the estimated liability that has been previously recorded, and the matters and related reasonably possible losses disclosed. We make adjustments to our estimated liability and changes to our disclosures accordingly to reflect the merits of our defenses and the impact of negotiations, settlements, regulatory proceedings, rulings, advice of legal counsel, and updated information. Significant judgment is required to determine the likelihood of loss and the estimated amount of loss, including when and if the probability and estimate has changed for asserted and unasserted matters. Certain factors, in particular, have resulted in significant changes to these estimates and judgments in prior quarters based on updated information available. For example, in certain jurisdictions where we operate, fines and penalties may be the result of new laws and preliminary interpretations regarding the basis of assessing damages, which may make it difficult to estimate what such fines and penalties would amount to if successfully asserted against us. As a result of these and other factors, we reasonably expect that our estimates and judgments with respect to our contingencies may continue to be revised in the future.

The ultimate outcome of these matters, such as whether the likelihood of loss is remote, reasonably possible, or probable or if and when the possible range of loss is reasonably estimable, is inherently uncertain. Therefore, if one or more of these matters were resolved against us for amounts that materially differ from management's estimates of losses, it could have a favorable or unfavorable impact on our results of operations and financial condition. See Note 11 — Commitments and Contingencies and Note 14 — Income Taxes of the accompanying notes to the consolidated financial statements included in Part II, Item 8, "Financial Statements and Supplementary Data" and Part I, Item 3, "Legal Proceedings" of this Annual Report on Form 10-K for additional information regarding these contingencies.

Income Taxes

We are subject to income taxes in the United States and numerous foreign jurisdictions. Significant judgment is required in determining our provision for income taxes and income tax assets and liabilities, including evaluating uncertainties in the application of accounting principles and complex tax laws. Our actual and forecasted income (loss) before provision is subject to change due to economic, political and other conditions and significant judgment is required in determining our ability to recognize our net deferred tax assets.

[Table of Contents](#)

As a result of certain U.S. income tax provisions of the One Big Beautiful Bill Act enacted in July 2025, we expect to incur Corporate Alternative Minimum Tax (CAMT) beginning in 2025. In assessing the realizability of our deferred tax assets and determining the need for a valuation allowance, our accounting policy incorporates the expected impact of future years' CAMT.

We recognize tax benefits from uncertain tax positions only if we believe that it is more likely than not that the tax position will be sustained on examination by the taxing authorities based on the technical merits of the position. These uncertain tax positions include our estimates related to uncertainties with our research and development tax credits that are based on an assessment of whether our available documentation corroborating the nature of our activities supporting the tax credits will be sufficient. Similarly, our estimates for transfer pricing have been developed based upon analyses of appropriate arms-length prices. Although we believe that we have adequately reserved for our uncertain tax positions (including net interest and penalties), we can provide no assurance that the final tax outcome of these matters will not be materially different, as significant judgment is required in evaluating and estimating our provision for income taxes. We make adjustments to these reserves in accordance with the income tax accounting guidance when facts and circumstances change, such as the closing of a tax audit or the refinement of an estimate. To the extent that the final tax outcome of these matters is different from the amounts recorded, such differences will affect the provision for income taxes in the period in which such determination is made, and could have a material impact on our financial condition and operating results. For additional information, see Note 14 — Income Taxes of the accompanying notes to the consolidated financial statements included in Part II, Item 8, "Financial Statements and Supplementary Data" of this Annual Report on Form 10-K.

Valuation of Non-marketable Equity Investments

Impairment testing for non-marketable equity investments, including equity investments without readily determinable fair values accounted for using either the measurement alternative or the equity method, is performed at each reporting date to determine whether there are triggering events for impairment. Such qualitative assessment considers factors such as, but not limited to, the investee's financial condition and business outlook; industry and sector performance; regulatory, economic or technological environment; operational and financing cash flows; and other relevant events and factors affecting the investee. When indicators of impairment exist, we estimate the fair value of our non-marketable equity investments using the market approach and/or the income approach and recognize impairment loss in our consolidated statements of income if the estimated fair value is less than the carrying value. For equity method investments, an impairment loss is recognized when the impairment is considered other-than-temporary.

In addition, under the measurement alternative, determining whether another non-marketable equity investment of the same issuer is similar to the non-marketable equity investment we hold may require judgment in (a) assessment of differences in rights and obligations associated with the instruments such as voting rights, distribution rights and preferences, and conversion features, and (b) adjustments to the observable price for differences such as, but not limited to, rights and obligations, control premium, liquidity, or principal or most advantageous markets. The identification of observable transactions will depend on the timely reporting of these transactions from our investee companies, which may occur in a period subsequent to when the transactions take place. Therefore, our fair value adjustment for these observable transactions may occur in a period subsequent to when the transaction actually occurred. For additional information, see Note 5 — Non-Marketable Equity Investments of the accompanying notes to the consolidated financial statements included in Part II, Item 8, "Financial Statements and Supplementary Data" of this Annual Report on Form 10-K.

Change in Accounting Estimate

In January 2025, we completed an assessment of the useful lives of property and equipment, which resulted in an increase in the estimated useful lives of most servers and network assets to 5.5 years, effective January 1, 2025. For additional information regarding the change in useful lives of our servers and network assets, see Note 1 — Summary of Significant Accounting Policies in the accompanying notes to the consolidated financial statements included in Part II, Item 8, "Financial Statements and Supplementary Data" of this Annual Report on Form 10-K.

Components of Results of Operations

Revenue

Family of Apps (FoA)

Advertising. We generate substantially all of our revenue from advertising. Our advertising revenue is generated by displaying ad products on Facebook, Instagram, Messenger, and third-party mobile applications. Marketers pay for ad products either directly or through their relationships with advertising agencies or resellers, based on the number of impressions delivered or the number of actions, such as clicks, taken by users.

We recognize revenue from the display of impression-based ads in the contracted period in which the impressions are delivered. Impressions are considered delivered when an ad is displayed to a user. We recognize revenue from the delivery of action-based ads in the period in which a user takes the action the marketer contracted for. The number of ads we show is subject to methodological changes as we continue to evolve our ads business and the structure of our ads products. In particular, the ads we show may vary by product (for example, our video and Reels products are not currently monetized at the same rate as our Feed or Stories products), and from time to time we increase or decrease the number or frequency of ads we show as part of our product and monetization strategies. We calculate average price per ad as total advertising revenue divided by the number of ads delivered, representing the average price paid per ad by a marketer regardless of their desired objective such as impression or action. For advertising revenue arrangements where we are not the principal, we recognize revenue on a net basis.

Other revenue. Other revenue consists of revenue from paid messaging from WhatsApp, Meta Verified subscriptions, net fees we receive from developers using our Payments infrastructure, and revenue from various other sources.

Reality Labs (RL)

RL revenue is generated from the delivery of consumer hardware products, such as Meta Quest and AI glasses, and related software and content.

Cost of Revenue and Operating Expenses

Cost of revenue. Our cost of revenue consists of expenses associated with the delivery and distribution of our products. These mainly include expenses related to the operation of our data centers and technical infrastructure, such as depreciation expense from servers, network infrastructure and buildings, employee compensation which includes payroll, share-based compensation and benefits for employees on our operations teams, and energy and bandwidth costs. Cost of revenue also consists of costs associated with partner arrangements, including traffic acquisition costs and credit card and other fees related to processing customer transactions; RL inventory costs, which consist of cost of products sold and estimated losses on non-cancelable contractual commitments; and content costs.

Research and development. Research and development expenses consist mostly of employee compensation which includes payroll, share-based compensation and benefits for our employees on our engineering and technical teams who are responsible for developing new technologies and products; infrastructure costs; RL technology development costs; and facilities-related costs.

Marketing and sales. Marketing and sales expenses consist mostly of employee compensation which includes payroll, share-based compensation and benefits for our employees engaged in sales, sales support, marketing, business development, and customer service functions; professional services to support our community and product operations; and marketing and promotional expenses.

General and administrative. General and administrative expenses consist primarily of employee compensation which includes payroll, share-based compensation and benefits for certain of our executives as well as our legal, finance, human resources, corporate communications and policy, and other administrative employees; legal-related costs, which include estimated fines, settlements, or other losses in connection with legal and related matters, as well as other legal fees; other taxes, such as digital services taxes and other non-income-based tax levies; and professional services.

[Table of Contents](#)

Results of Operations

In this section, we discuss the results of our operations for the year ended December 31, 2025 compared to the year ended December 31, 2024. For a discussion of the year ended December 31, 2024 compared to the year ended December 31, 2023, please refer to Part II, Item 7, "Management's Discussion and Analysis of Financial Condition and Results of Operations" in our Annual Report on Form 10-K for the year ended December 31, 2024.

The following table sets forth our consolidated statements of income data (in millions):

	Year Ended December 31,		
	2025	2024	2023
Revenue	\$ 200,966	\$ 164,501	\$ 134,902
Costs and expenses:			
Cost of revenue	36,175	30,161	25,959
Research and development	57,372	43,873	38,483
Marketing and sales	11,991	11,347	12,301
General and administrative	12,152	9,740	11,408
Total costs and expenses	117,690	95,121	88,151
Income from operations	83,276	69,380	46,751
Interest and other income, net	2,656	1,283	677
Income before provision for income taxes	85,932	70,663	47,428
Provision for income taxes	25,474	8,303	8,330
Net income	\$ 60,458	\$ 62,360	\$ 39,098

The following table sets forth our consolidated statements of income data (as a percentage of revenue)⁽¹⁾:

	Year Ended December 31,		
	2025	2024	2023
Revenue	100 %	100 %	100 %
Costs and expenses:			
Cost of revenue	18	18	19
Research and development	29	27	29
Marketing and sales	6	7	9
General and administrative	6	6	8
Total costs and expenses	59	58	65
Income from operations	41	42	35
Interest and other income, net	1	1	1
Income before provision for income taxes	43	43	35
Provision for income taxes	13	5	6
Net income	30 %	38 %	29 %

(1) Percentages have been rounded for presentation purposes and may differ from unrounded results.

[Table of Contents](#)**Revenue**

The following table sets forth our revenue by source and by segment:

	Year Ended December 31,			2025 vs 2024 % change	2024 vs 2023 % change
	2025	2024	2023		
	<i>(in millions, except percentages)</i>				
Advertising	\$ 196,175	\$ 160,633	\$ 131,948	22 %	22 %
Other revenue	2,584	1,722	1,058	50 %	63 %
Family of Apps	198,759	162,355	133,006	22 %	22 %
Reality Labs	2,207	2,146	1,896	3 %	13 %
Total revenue	\$ 200,966	\$ 164,501	\$ 134,902	22 %	22 %

Family of Apps

FoA revenue in 2025 increased \$36.40 billion, or 22%, compared to 2024. The increase was almost entirely driven by advertising revenue.

Advertising

Advertising revenue in 2025 increased \$35.54 billion, or 22%, compared to 2024 due to increases in ad impressions delivered and average price per ad. In 2025, ad impressions delivered increased by 12%, as compared with an increase of 11% in 2024, year-over-year. Ad impressions delivered during 2025 grew in all regions, especially in Asia-Pacific, which was driven by increases in users and their engagement on our products. In 2025, the average price per ad increased by 9%, as compared with an increase of 10% in 2024, year-over-year. The increase in average price per ad in 2025 was driven by an increase in advertising demand, which we believe is mostly due to ongoing improvements to our ad performance from our ad targeting and measurement tools. This increase was partially offset by a higher number of ad impressions delivered, especially in geographies and in products, such as Reels, that monetize at lower rates. Other factors are discussed in the section entitled "—Executive Overview of Full Year 2025 Results." In addition, the online commerce vertical was the largest contributor to the increase in advertising revenue in 2025 compared to 2024. We anticipate that future advertising revenue will be driven by a combination of price and ad impressions delivered.

Other revenue

FoA other revenue in 2025 increased \$862 million, or 50%, compared to 2024. The increase was mostly driven by paid messaging from WhatsApp and Meta Verified subscriptions.

Reality Labs

RL revenue in 2025 increased \$61 million, or 3%, compared to 2024. The increase was driven by an increase in sales of AI glasses, partially offset by a decrease in Meta Quest sales.

Revenue Seasonality

Revenue is traditionally seasonally strong in the fourth quarter of each year due in part to seasonal holiday demand. We believe that this seasonality in both advertising revenue and RL consumer hardware sales affects our quarterly results, which generally reflect significant growth in revenue between the third and fourth quarters and a decline between the fourth and subsequent first quarters. For instance, our total revenue increased 17%, 19%, and 17% between the third and fourth quarters of 2025, 2024, and 2023, respectively, while total revenue for the first quarters of 2025, 2024, and 2023 declined 13%, 9%, and 11% compared to the fourth quarters of 2024, 2023, and 2022, respectively.

[Table of Contents](#)

Foreign Exchange Impact on Revenue

Changes in foreign exchange rates had an unfavorable impact on our revenue in the full year 2025 compared to the same period in 2024. To calculate revenue on a constant currency basis, we translated revenue using the prior year's monthly exchange rates for our settlement or billing currencies other than the U.S. dollar. Using these constant rates for full year 2025, our total revenue and advertising revenue would have been \$201.38 billion and \$196.60 billion, which were \$418 million and \$420 million higher than actual total revenue and advertising revenue, respectively.

Cost of revenue

	Year Ended December 31,			2025 vs 2024 % change	2024 vs 2023 % change
	2025	2024	2023		
	<i>(in millions, except percentages)</i>				
Cost of revenue	\$ 36,175	\$ 30,161	\$ 25,959	20 %	16 %
Percentage of revenue	18 %	18 %	19 %		

Cost of revenue in 2025 increased \$6.01 billion, or 20%, compared to 2024. The increase was mainly due to higher operational expenses related to our data centers and technical infrastructure, which included decreases in the depreciation growth rate due to an extension in the useful lives of servers and network assets, effective January 1, 2025. To a lesser extent, higher costs associated with partner arrangements also contributed to the increase.

See Note 1 — Summary of Significant Accounting Policies in the notes to the consolidated financial statements included in Part II, Item 8, "Financial Statements and Supplementary Data" of this Annual Report on Form 10-K for additional information regarding changes in the estimated useful life of our servers and network assets.

Research and development

	Year Ended December 31,			2025 vs 2024 % change	2024 vs 2023 % change
	2025	2024	2023		
	<i>(in millions, except percentages)</i>				
Research and development	\$ 57,372	\$ 43,873	\$ 38,483	31 %	14 %
Percentage of revenue	29 %	27 %	29 %		

Research and development expenses in 2025 increased \$13.50 billion, or 31%, compared to 2024. The increase was mostly due to higher employee compensation and infrastructure costs related to research and development, including our AI initiatives.

The higher employee compensation was primarily from an 8% growth in employee headcount from 2024 to 2025 in engineering and other technical functions and an increase in share-based compensation expense.

Marketing and sales

	Year Ended December 31,			2025 vs 2024 % change	2024 vs 2023 % change
	2025	2024	2023		
	<i>(in millions, except percentages)</i>				
Marketing and sales	\$ 11,991	\$ 11,347	\$ 12,301	6 %	(8) %
Percentage of revenue	6 %	7 %	9 %		

Marketing and sales expenses in 2025 increased \$644 million, or 6%, compared to 2024. The increase was mainly due to higher professional services related to our ongoing platform integrity efforts.

[Table of Contents](#)

General and administrative

	Year Ended December 31,			2025 vs 2024 % change	2024 vs 2023 % change
	2025	2024	2023		
	<i>(in millions, except percentages)</i>				
General and administrative	\$ 12,152	\$ 9,740	\$ 11,408	25 %	(15) %
Percentage of revenue	6 %	6 %	8 %		

General and administrative expenses in 2025 increased \$2.41 billion, or 25%, compared to 2024. The increase was mainly due to higher legal-related costs, which included lapping of a \$1.55 billion decrease in accrued losses for certain legal proceedings that benefited the prior year.

See Note 11 — Commitments and Contingencies in the notes to the consolidated financial statements included in Part II, Item 8, "Financial Statements and Supplementary Data" of this Annual Report on Form 10-K for additional information regarding legal-related costs.

Segment profitability

The following table sets forth income (loss) from operations by segment:

	Year Ended December 31,			2025 vs 2024 % change	2024 vs 2023 % change
	2025	2024	2023		
	<i>(in millions, except percentages)</i>				
Family of Apps	\$ 102,469	\$ 87,109	\$ 62,871	18 %	39 %
Reality Labs	(19,193)	(17,729)	(16,120)	(8) %	(10) %
Total income from operations	\$ 83,276	\$ 69,380	\$ 46,751	20 %	48 %

Family of Apps

FoA income from operations in 2025 increased \$15.36 billion, or 18%, compared to 2024. The increase in FoA income from operations was driven by higher advertising revenue which was partially offset by an increase in costs and expenses. The increase in costs and expenses was primarily due to increases in employee compensation, infrastructure costs, costs associated with partner arrangements, and legal-related costs.

Reality Labs

RL loss from operations in 2025 increased \$1.46 billion, or 8%, compared to 2024, driven by higher RL costs and expenses. RL costs and expenses increased primarily due to increases in employee compensation and other personnel related expenses, estimated losses on non-cancelable purchase commitments for RL inventory, and technology development costs.

See Note 15 — Segment and Geographical Information in the notes to the consolidated financial statements included in Part II, Item 8, "Financial Statements and Supplementary Data" of this Annual Report on Form 10-K for additional information.

Interest and other income, net

	Year Ended December 31,			2025 vs 2024 % change	2024 vs 2023 % change
	2025	2024	2023		
	<i>(in millions, except percentages)</i>				
Interest income	\$ 2,123	\$ 2,517	\$ 1,639	(16) %	54 %
Interest expense	(1,165)	(715)	(446)	(63) %	(60) %
Foreign currency exchange gains (losses), net	352	(690)	(366)	151 %	(89) %
Other income (expense), net	1,346	171	(150)	NM	214 %
Total interest and other income, net	\$ 2,656	\$ 1,283	\$ 677	107 %	90 %

NM - not meaningful

Interest and other income, net in 2025 increased \$1.37 billion, or 107% compared to 2024, due to an increase in other income (expense), net, related to the unrealized gains on our marketable and non-marketable equity investments. Foreign currency exchange gains, net from foreign currency transactions and remeasurement also contributed to the increase.

Provision for income taxes

	Year Ended December 31,			2025 vs 2024 % change	2024 vs 2023 % change
	2025	2024	2023		
	<i>(in millions, except percentages)</i>				
Provision for income taxes	\$ 25,474	\$ 8,303	\$ 8,330	207 %	— %
Effective tax rate	30 %	12 %	18 %		

On July 4, 2025, the One Big Beautiful Bill Act (OBBBA) was enacted, introducing several significant U.S. income tax provisions that reduced our U.S. federal cash tax payments for the remainder of 2025 and future years. The provisions include the immediate expensing of domestic research and development costs and certain capital expenditures beginning in 2025, as well as an enhanced deduction for foreign-derived intangible income effective in 2026. The benefits from these provisions are limited by the 15% Corporate Alternative Minimum Tax (CAMT). As a result, we recorded a \$15.93 billion charge in the third quarter of 2025, of which \$14.03 billion was a valuation allowance against our U.S. federal deferred tax assets as of the enactment date of OBBBA, and the remaining was mostly related to the reduction of the benefit of the foreign-derived intangible income deduction. In determining the valuation allowance, our accounting policy incorporates the expected impact of future years' CAMT in assessing the realizability of our deferred tax assets.

Our provision for income taxes in 2025 increased \$17.17 billion or 207% compared to 2024, primarily due to an increase in the effective tax rate. Our effective tax rate in 2025 increased compared to 2024, mostly due to the effects of OBBBA.

Effective Tax Rate Items. Our effective tax rate in the future will depend upon the proportion between the following items and income before provision for income taxes: the effects of changes in tax law, changes in valuation allowance due to the effects of CAMT, U.S. tax benefits from foreign-derived intangible income, tax effects from share-based compensation, research tax credit, tax effects from capital losses not expected to be utilized, settlement of tax contingency items, and tax effects of changes in our business.

A number of countries have enacted legislation to implement the Organization for Economic Cooperation and Development's 15% global minimum tax regime. These changes did not have a material impact on our consolidated financial statements for 2025. We continue to evaluate the impacts of proposed and enacted legislation with respect to the global minimum tax regime in the jurisdictions in which we operate. As additional jurisdictions enact legislation, transitional relief expires, and other provisions of the global minimum tax legislation become effective, our effective tax rate and cash tax payments could increase in future years.

[Table of Contents](#)

Absent any changes to our tax landscape, we expect our effective tax rate for the full year 2026 to be in the range of 13-16%.

Unrecognized Tax Benefits. As of December 31, 2025, we had net uncertain tax positions of \$11.23 billion which was included in long-term income taxes on our consolidated balance sheets. These unrecognized tax benefits were predominantly accrued for uncertainties with our research tax credits and transfer pricing with our foreign subsidiaries, which include licensing of intellectual property, providing services and other transactions. The ultimate settlement of the liabilities will depend upon resolution of tax audits, litigation, or events that would otherwise change the assessment of such items.

See Note 14 — Income Taxes in the notes to the consolidated financial statements included in Part II, Item 8, "Financial Statements and Supplementary Data" of this Annual Report on Form 10-K for additional information regarding income tax contingencies.

Liquidity and Capital Resources

Our principal sources of liquidity are our cash, cash equivalents, marketable securities, and cash generated from operations. Cash, cash equivalents, and marketable securities are comprised of cash on deposit with banks, time deposits, money market funds, U.S. government and agency securities, investment grade corporate debt securities, and marketable equity securities. As part of our cash management strategy, we concentrate cash deposits with large financial institutions and our investment holdings are in diversified highly rated securities. Cash, cash equivalents, and marketable securities were \$81.59 billion as of December 31, 2025, an increase of \$3.78 billion from December 31, 2024. The increase was due to \$115.80 billion of cash generated from operations and \$29.91 billion of net proceeds from the issuance of fixed-rate senior unsecured notes (the Notes) in November 2025. These increases were partially offset by \$72.22 billion of capital expenditures, which includes purchases of property and equipment and principal payments on finance leases; \$31.57 billion of capital returns for repurchases of our Class A common stock and payments of dividends and dividend equivalents; \$18.40 billion of taxes paid related to net share settlement of employee restricted stock unit (RSU) awards; and \$18.33 billion of purchases of non-marketable equity investments.

The following table presents our cash flows (in millions):

	Year Ended December 31,		
	2025	2024	2023
Net cash provided by operating activities	\$ 115,800	\$ 91,328	\$ 71,113
Net cash used in investing activities	\$ (102,003)	\$ (47,150)	\$ (24,495)
Net cash used in financing activities	\$ (20,370)	\$ (40,781)	\$ (19,500)

Cash Provided by Operating Activities

Cash provided by operating activities during 2025 mostly consisted of \$60.46 billion net income adjusted for certain non-cash items, such as \$20.43 billion of share-based compensation expense, \$18.74 billion of deferred income taxes, and \$18.62 billion of depreciation and amortization expense. The increase in cash flows from operating activities during 2025 compared to 2024, was primarily due to an increase in cash collections from our customers driven by the increase in revenue and lower cash paid for income taxes, partially offset by higher operational spending.

Cash Used in Investing Activities

Cash used in investing activities during 2025 mostly consisted of \$69.69 billion of purchases of property and equipment as we continued to invest in servers, data centers, and network infrastructure, and \$18.33 billion of purchases of non-marketable equity investments, and \$10.05 billion of net purchases of marketable securities. The increase in cash used in investing activities during 2025 compared to 2024 was mostly due to increases in purchases of property and equipment and non-marketable equity investments.

We anticipate making capital expenditures of approximately \$115 billion to \$135 billion in 2026 to support our AI efforts and core business.

Cash Used in Financing Activities

Cash used in financing activities during 2025 mostly consisted of \$26.25 billion for repurchases of our Class A common stock, \$18.40 billion of taxes paid related to net share settlement of RSUs, and \$5.32 billion of payments of dividends and dividend equivalents, partially offset by \$29.91 billion net proceeds from the issuance of the Notes in November 2025. The decrease in cash used in financing activities during 2025 compared to 2024, was mostly due to an increase in net proceeds from the Notes.

Free Cash Flow

In addition to other financial measures presented in accordance with U.S. GAAP, we monitor free cash flow (FCF) as a non-GAAP measure to manage our business, make planning decisions, evaluate our performance, and allocate resources. We define FCF as net cash provided by operating activities reduced by purchases of property and equipment and principal payments on finance leases.

We believe that FCF is one of the key financial indicators of our business performance over the long term and provides useful information regarding how cash provided by operating activities compares to the property and equipment investments required to maintain and grow our business.

We have chosen our definition for FCF because we believe that this methodology can provide useful supplemental information to help investors better understand underlying trends in our business. We use FCF in discussions with our senior management and board of directors.

FCF has limitations as an analytical tool, and you should not consider it in isolation or as a substitute for analysis of other GAAP financial measures, such as net cash provided by operating activities. FCF is not intended to represent our residual cash flow available for discretionary expenses. Some of the limitations of FCF are:

- FCF does not reflect our future contractual commitments; and
- other companies in our industry present similarly titled measures differently than we do, limiting their usefulness as comparative measures.

Management compensates for the inherent limitations associated with using the FCF measure through disclosure of such limitations, presentation of our financial statements in accordance with GAAP, and reconciliation of FCF to the most directly comparable GAAP measure, net cash provided by operating activities, as presented below.

The following is a reconciliation of FCF to the most comparable GAAP measure, net cash provided by operating activities (in millions):

	Year Ended December 31,		
	2025	2024	2023
Net cash provided by operating activities	\$ 115,800	\$ 91,328	\$ 71,113
Purchases of property and equipment	(69,691)	(37,256)	(27,045)
Principal payments on finance leases	(2,524)	(1,969)	(1,058)
Free cash flow	<u>\$ 43,585</u>	<u>\$ 52,103</u>	<u>\$ 43,010</u>

Material Cash Requirements

We currently anticipate that our available funds and cash flow from operations and financing activities will be sufficient to meet our operational cash needs and fund our cash commitments for investing and financing activities, including investments in infrastructure and AI initiatives, as well as any return of capital to stockholders over the next 12 months and thereafter for the foreseeable future. We have increased investments in infrastructure and AI initiatives and expect to continue to do so. From time to time we may also seek to raise additional capital through debt, equity, or other financing arrangements. We continuously evaluate our liquidity and capital resources, including our access to external capital, to ensure we can finance our future capital requirements.

Leases and Contractual Commitments

Our operating and finance leases include data centers, offices, and certain network infrastructure. In addition to lease liabilities included in our consolidated balance sheets, we have leases that have not yet commenced, with total lease obligations of approximately \$103.77 billion, mostly for data centers, colocations, and network infrastructure, as of December 31, 2025. These operating and finance leases will commence between 2026 and 2030 with lease terms of greater than one year to 30 years.

We also have \$131.05 billion of contractual commitments as of December 31, 2025, mostly related to third-party cloud capacity arrangements and our continued investments in servers and network infrastructure, data centers, and consumer hardware products in Reality Labs with \$30.63 billion due in 2026.

Long-term Debt

As of December 31, 2025, we had outstanding long-term debt in the form of senior unsecured notes for an aggregate principal amount of \$59.0 billion, which mature from 2027 through 2064. Short-term and long-term future interest payments obligations as of December 31, 2025 were \$2.98 billion and \$56.74 billion, respectively.

Capital Return Program

Share Repurchase

Our board of directors has authorized a share repurchase program of our Class A common stock, which commenced in January 2017 and does not have an expiration date. In 2025, we repurchased and subsequently retired 40 million shares of our Class A common stock for an aggregate amount of \$26.26 billion. As of December 31, 2025, \$25.03 billion remained available and authorized for repurchases.

The timing and actual number of shares repurchased under the repurchase program depend on a variety of factors, including price, general business and market conditions, and other investment opportunities. Shares may be repurchased through open market purchases or privately negotiated transactions, including through the use of trading plans intended to qualify under Rule 10b5-1 under the Securities Exchange Act of 1934, as amended. Our share repurchase program may be suspended, delayed, discontinued, or accelerated at any time.

Dividend

Beginning in the first quarter of 2025, we increased our quarterly cash dividends from \$0.50 to \$0.525 per share of Class A and Class B common stock. Total dividends and dividend equivalents paid were \$5.32 billion for the year ended December 31, 2025. Subject to legally available funds and future declaration by our board of directors, we currently intend to continue to pay a quarterly cash dividend and dividend equivalents on our outstanding common stock.

Taxes

Cash paid for income taxes was \$7.58 billion for the year ended December 31, 2025. Our long-term income tax liabilities include \$11.23 billion related to the uncertain tax positions and \$9.78 billion related to deferred tax liabilities as of December 31, 2025. Due to the uncertainty in the timing of the resolution of our uncertain tax positions, we are unable to make a reasonably reliable estimate of the timing of payments.

Loss Contingencies

We are involved in legal proceedings, claims, and regulatory, tax or government inquiries and investigations. Significant judgment is required to determine both probability and the estimated amount of loss. Such matters are inherently unpredictable and subject to significant uncertainties, some of which are beyond our control. Should any of these estimates and assumptions change or prove to be incorrect, it could have a material impact on our results of operations, financial position, and cash flows.

See Note 5 — Non-Marketable Equity Investments, Note 7 — Leases, Note 10 — Long-term Debt, Note 11 — Commitments and Contingencies, Note 12 — Stockholders' Equity, and Note 14 — Income Taxes in the notes to the consolidated financial statements included in Part II, Item 8, and "Legal Proceedings" contained in Part I, Item 3 of this Annual Report on Form 10-K for additional information.

Recently Issued Accounting Pronouncements

For information on recently issued accounting pronouncements, see Note 1 — Summary of Significant Accounting Policies in the accompanying notes to the consolidated financial statements included in Part II, Item 8, "Financial Statements and Supplementary Data" of this Annual Report on Form 10-K.

Item 7A. Quantitative and Qualitative Disclosures About Market Risk

We are exposed to market risks, including changes to foreign currency exchange rates, interest rates, and equity price risk.

Foreign Currency Exchange Risk

We have foreign currency risks related to our revenue and operating expenses denominated in currencies other than the U.S. dollar, the majority of which is in Euro. Accordingly, changes in exchange rates, and in particular a strengthening of the U.S. dollar, have in the past, and may in the future, negatively affect our revenue and other operating results as expressed in U.S. dollars. See Management's Discussion and Analysis of Financial Condition and Results of Operations — Foreign Exchange Impact on Revenue section included in Part II, Item 7 of this Annual Report on Form 10-K for additional information.

We have experienced and will continue to experience fluctuations in our net income as a result of transaction gains or losses related to remeasuring monetary asset and liability balances that are denominated in currencies other than the functional currency of the entities in which they are recorded. Foreign currency transaction gains, net were \$352 million for the year ended December 31, 2025 and foreign currency transaction losses, net were \$690 million, and \$366 million for the years ended December 31, 2024 and 2023, respectively.

Beginning in 2025, we use short-term foreign currency forward contracts for cash management to reduce, but not entirely eliminate, exchange rate impacts on foreign currency cash conversions. These contracts are not designated as hedging instruments. As of December 31, 2025, no such contracts were outstanding. Realized gains, losses, and forward points for 2025 were not material and recorded within interest and other income, net in the consolidated statements of income.

Interest Rate Sensitivity

Our exposure to changes in interest rates relates primarily to interest income and market value of our cash equivalents, marketable debt securities, and the fair value of our long-term debt.

Our cash, cash equivalents, and marketable debt securities consist of cash, time deposits, money market funds, U.S. government and agency securities, and investment grade corporate debt securities. Our investment policy and strategy are focused on preservation of capital and supporting our liquidity requirements. Changes in U.S. interest rates affect the interest earned on our cash, cash equivalents, and marketable debt securities, and the market value of those securities. A hypothetical 100 basis point increase in market interest rates would have resulted in a decrease of \$711 million and \$680 million in the market value of our available-for-sale debt securities and cash equivalents as of December 31, 2025 and 2024, respectively. Any realized gains or losses resulting from such interest rate changes and from the current unrealized gains or losses would only occur if we sold the investments prior to maturity.

[Table of Contents](#)

As of December 31, 2025 and 2024, we also had aggregate principal amounts of fixed-rate senior notes (the Notes) outstanding of \$59.0 billion and \$29.0 billion, respectively. Since our Notes bear interest at fixed rates and are carried at amortized cost, fluctuations in interest rates do not have any impact on our consolidated financial statements. However, the fair value of the Notes will fluctuate with movements in market interest rates, increasing in periods of declining interest rates and declining in periods of increasing interest rates.

Equity Price Risk

Our equity investments include marketable and non-marketable equity investments subject to equity price risks that could have a material impact on the fair value or carrying value of our holdings. Our marketable equity securities are publicly traded stocks and our non-marketable equity investments are investments in privately-held companies without readily determinable fair values.

We record marketable equity securities at fair value based on readily determinable market values, of which publicly traded stocks are subject to market price volatility and represent \$5.99 billion and \$1.23 billion of our investments as of December 31, 2025 and 2024, respectively. A hypothetical adverse price change of 10% on our December 31, 2025 balance would decrease the fair value of marketable equity securities by \$599 million.

Our non-marketable equity investments accounted for under the measurement alternative are adjusted for changes in fair value resulting from observable transactions for identical or similar securities of the same issuer. Valuations of our non-marketable equity investments are complex due to the lack of readily available market data and observable transactions. Uncertainties in the global economic climate and financial markets could adversely impact the valuation of the companies we invest in and, therefore, result in a material impairment or downward adjustment in these investments. The carrying value of the non-marketable equity investments accounted for under the measurement alternative was \$20.08 billion and \$6.02 billion as of December 31, 2025 and 2024, respectively.

The carrying value of our non-marketable equity method investments was \$7.45 billion and \$52 million as of December 31, 2025 and 2024, respectively. These investments could be impaired if the carrying value exceeds the fair value and is not expected to recover.

For additional information, see Note 1 — Summary of Significant Accounting Policies, Note 4 — Financial Instruments, Note 5 — Non-Marketable Equity Investments, and Note 10 — Long-term Debt in the notes to the consolidated financial statements included in Part II, Item 8, "Financial Statements and Supplementary Data" and Part II, Item 7, "Management's Discussion and Analysis of Financial Conditions and Results of Operations — Critical Accounting Estimates" contained in this Annual Report on Form 10-K.

[Table of Contents](#)

Item 8. Financial Statements and Supplementary Data

META PLATFORMS, INC.

INDEX TO CONSOLIDATED FINANCIAL STATEMENTS

	<u>Page</u>
Reports of Independent Registered Public Accounting Firm (PCAOB ID No. 42)	83
Consolidated Financial Statements:	
Consolidated Balance Sheets	88
Consolidated Statements of Income	89
Consolidated Statements of Comprehensive Income	90
Consolidated Statements of Stockholders' Equity	91
Consolidated Statements of Cash Flows	92
Notes to Consolidated Financial Statements	94

Report of Independent Registered Public Accounting Firm

To the Stockholders and the Board of Directors of Meta Platforms, Inc.

Opinion on the Financial Statements

We have audited the accompanying consolidated balance sheets of Meta Platforms, Inc. (the Company) as of December 31, 2025 and 2024, the related consolidated statements of income, comprehensive income, stockholders' equity and cash flows for each of the three years in the period ended December 31, 2025, and the related notes (collectively referred to as the "consolidated financial statements"). In our opinion, the consolidated financial statements present fairly, in all material respects, the financial position of the Company at December 31, 2025 and 2024, and the results of its operations and its cash flows for each of the three years in the period ended December 31, 2025, in conformity with U.S. generally accepted accounting principles.

We also have audited, in accordance with the standards of the Public Company Accounting Oversight Board (United States) (PCAOB), the Company's internal control over financial reporting as of December 31, 2025, based on criteria established in Internal Control-Integrated Framework issued by the Committee of Sponsoring Organizations of the Treadway Commission (2013 framework), and our report dated January 28, 2026 expressed an unqualified opinion thereon.

Basis for Opinion

These financial statements are the responsibility of the Company's management. Our responsibility is to express an opinion on the Company's financial statements based on our audits. We are a public accounting firm registered with the PCAOB and are required to be independent with respect to the Company in accordance with the U.S. federal securities laws and the applicable rules and regulations of the Securities and Exchange Commission and the PCAOB.

We conducted our audits in accordance with the standards of the PCAOB. Those standards require that we plan and perform the audit to obtain reasonable assurance about whether the financial statements are free of material misstatement, whether due to error or fraud. Our audits included performing procedures to assess the risks of material misstatement of the financial statements, whether due to error or fraud, and performing procedures that respond to those risks. Such procedures included examining, on a test basis, evidence regarding the amounts and disclosures in the financial statements. Our audits also included evaluating the accounting principles used and significant estimates made by management, as well as evaluating the overall presentation of the financial statements. We believe that our audits provide a reasonable basis for our opinion.

Critical Audit Matters

The critical audit matters communicated below are matters arising from the current period audit of the financial statements that were communicated or required to be communicated to the Audit & Privacy Committee and that: (1) relate to accounts or disclosures that are material to the financial statements and (2) involved our especially challenging, subjective or complex judgments. The communication of critical audit matters does not alter in any way our opinion on the consolidated financial statements, taken as a whole, and we are not, by communicating the critical audit matters below, providing separate opinions on the critical audit matters or on the accounts or disclosures to which they relate.

Loss Contingencies

<i>Description of the Matter</i>	<p>As described in Note 11 to the consolidated financial statements, the Company is party to various legal proceedings, claims, and regulatory or government inquiries and investigations. The Company accrues a liability when it believes a loss is probable and the amount can be reasonably estimated. In addition, the Company believes it is reasonably possible that it will incur a loss in some of these matters described above. When applicable, the Company discloses an estimate of the amount of loss or range of possible loss that may be incurred or that the amount of such losses or a range of possible losses cannot be reasonably estimated.</p> <p>Auditing the Company's accounting for, and disclosure of these loss contingencies was especially challenging due to the significant judgment required to evaluate management's assessments of the probability of loss, and its estimate of the potential amount or range of such losses.</p>
<i>How We Addressed the Matter in Our Audit</i>	<p>We obtained an understanding, evaluated the design and tested the operating effectiveness of controls over the identification, evaluation and disclosure of loss contingencies, including controls relating to the Company's assessment of the likelihood that a loss will be incurred and its ability to reasonably estimate the potential range of possible losses.</p> <p>Our audit procedures included reading the proceedings, claims, and regulatory or government inquiries and investigations, or summaries as we deemed appropriate, requesting and receiving legal counsel confirmation letters, meeting with legal counsel to discuss the nature of the various matters, and obtaining representations from management. We also evaluated the appropriateness of the related disclosures included in Note 11 to the consolidated financial statements.</p>

Uncertain Tax Positions

Description of the Matter

As discussed in Note 14 to the consolidated financial statements, the Company has received notices from the Internal Revenue Service (IRS) related to transfer pricing with the Company's foreign subsidiaries for certain periods examined. The IRS has also applied its position to tax years subsequent to those examined. If the IRS prevails in its position, the Company may incur an additional federal tax liability, plus interest and any penalties asserted. The Company uses judgment to (1) determine whether a tax position's technical and legal merits are more-likely-than-not to be sustained and (2) measure the amount of tax benefit that qualifies for recognition.

Auditing the Company's accounting for, and disclosure of, these uncertain tax positions was especially challenging due to the significant judgment required to assess management's evaluation of technical merits and the measurement of the tax positions based on interpretations of tax laws and legal rulings.

How We Addressed the Matter in Our Audit

We obtained an understanding, evaluated the design and tested the operating effectiveness of controls over the Company's process to assess the technical merits of tax positions related to these transfer pricing and related legal rulings and to measure the benefit of those tax positions.

As part of our audit procedures over the Company's accounting for these positions, we involved our tax professionals to assist with our assessment of the technical merits of the Company's tax positions. This included assessing the Company's correspondence with the relevant tax authorities, evaluating legal rulings, evaluating income tax opinions or other third-party advice obtained by the Company, and requesting and receiving confirmation letters from third-party advisors. We also used our knowledge of, and experience with, the application of international and local income tax laws by the relevant income tax authorities to evaluate the Company's accounting for those tax positions. We analyzed the Company's assumptions and data used to determine the amount of the federal tax liability recognized and tested the mathematical accuracy of the underlying data and calculations. We also evaluated the appropriateness of the related disclosures included in Note 14 to the consolidated financial statements in relation to these matters.

Consolidation accounting for a variable interest entity

Description of the Matter

As described in Note 5 to the consolidated financial statements, the Company entered into an arrangement (the “Venture”) to co-develop a data center campus. The Company determined whether it holds a variable interest in the Venture, whether the entity in which the Company has a variable interest is a variable interest entity (“VIE”), and whether the Company is required to consolidate the entity. A VIE is consolidated by its primary beneficiary, which is the party that has both the power to direct the activities that most significantly affect the economic performance of the VIE and a variable interest that absorbs losses or receives benefits from the VIE that could potentially be significant to the VIE.

Auditing the Company’s determination of the primary beneficiary of the VIE was especially challenging due to the significant judgment required in determining the activities that most significantly affect the VIE’s economic performance based on the purpose and design of the entity and assessing whether the Company has the power to direct those activities.

How We Addressed the Matter in Our Audit

We obtained an understanding, evaluated the design and tested the operating effectiveness of controls over the Company’s determination of the primary beneficiary of the VIE, including controls relating to the determination of the activities that most significantly affect the VIE’s economic performance and assessing which party has the power to direct those activities.

To test the Company’s consolidation conclusion with respect to its interest in the VIE related to the Venture, our procedures included, among others, reading the relevant agreements related to the VIE to understand the purpose and design of the Venture. We audited the Company’s determination of the primary beneficiary of the VIE, including its determination of the activities that most significantly affect the Venture’s economic performance and assessing which party has the power to direct those activities. We also evaluated the appropriateness of the related disclosures included in Note 5 to the consolidated financial statements.

We have served as the Company's auditor since 2007.

/s/ Ernst & Young LLP

San Jose, California
January 28, 2026

Report of Independent Registered Public Accounting Firm

To the Stockholders and the Board of Directors of Meta Platforms, Inc.

Opinion on Internal Control Over Financial Reporting

We have audited Meta Platforms, Inc.'s internal control over financial reporting as of December 31, 2025, based on criteria established in Internal Control—Integrated Framework issued by the Committee of Sponsoring Organizations of the Treadway Commission (2013 framework) (the COSO criteria). In our opinion, Meta Platforms, Inc. (the Company) maintained, in all material respects, effective internal control over financial reporting as of December 31, 2025, based on the COSO criteria.

We also have audited, in accordance with the standards of the Public Company Accounting Oversight Board (United States) (PCAOB), the consolidated balance sheets of the Company as of December 31, 2025 and 2024, the related consolidated statements of income, comprehensive income, stockholders' equity and cash flows for each of the three years in the period ended December 31, 2025, and the related notes and our report dated January 28, 2026 expressed an unqualified opinion thereon.

Basis for Opinion

The Company's management is responsible for maintaining effective internal control over financial reporting and for its assessment of the effectiveness of internal control over financial reporting included in the accompanying Management's Report on Internal Control over Financial Reporting. Our responsibility is to express an opinion on the Company's internal control over financial reporting based on our audit. We are a public accounting firm registered with the PCAOB and are required to be independent with respect to the Company in accordance with the U.S. federal securities laws and the applicable rules and regulations of the Securities and Exchange Commission and the PCAOB.

We conducted our audit in accordance with the standards of the PCAOB. Those standards require that we plan and perform the audit to obtain reasonable assurance about whether effective internal control over financial reporting was maintained in all material respects.

Our audit included obtaining an understanding of internal control over financial reporting, assessing the risk that a material weakness exists, testing and evaluating the design and operating effectiveness of internal control based on the assessed risk, and performing such other procedures as we considered necessary in the circumstances. We believe that our audit provides a reasonable basis for our opinion.

Definition and Limitations of Internal Control Over Financial Reporting

A company's internal control over financial reporting is a process designed to provide reasonable assurance regarding the reliability of financial reporting and the preparation of financial statements for external purposes in accordance with generally accepted accounting principles. A company's internal control over financial reporting includes those policies and procedures that (1) pertain to the maintenance of records that, in reasonable detail, accurately and fairly reflect the transactions and dispositions of the assets of the company; (2) provide reasonable assurance that transactions are recorded as necessary to permit preparation of financial statements in accordance with generally accepted accounting principles, and that receipts and expenditures of the company are being made only in accordance with authorizations of management and directors of the company; and (3) provide reasonable assurance regarding prevention or timely detection of unauthorized acquisition, use, or disposition of the company's assets that could have a material effect on the financial statements.

Because of its inherent limitations, internal control over financial reporting may not prevent or detect misstatements. Also, projections of any evaluation of effectiveness to future periods are subject to the risk that controls may become inadequate because of changes in conditions, or that the degree of compliance with the policies or procedures may deteriorate.

/s/ Ernst & Young LLP

San Jose, California
January 28, 2026

META PLATFORMS, INC.
CONSOLIDATED BALANCE SHEETS
(In millions, except number of shares and par value)

	December 31,	
	2025	2024
Assets		
Current assets:		
Cash and cash equivalents	\$ 35,873	\$ 43,889
Marketable securities	45,719	33,926
Accounts receivable, net	19,769	16,994
Prepaid expenses and other current assets	7,361	5,236
Total current assets	108,722	100,045
Non-marketable equity investments	27,524	6,070
Property and equipment, net	176,400	121,346
Operating lease right-of-use assets	20,404	14,922
Goodwill	24,534	20,654
Other assets	8,437	13,017
Total assets	\$ 366,021	\$ 276,054
Liabilities and stockholders' equity		
Current liabilities:		
Accounts payable	\$ 8,894	\$ 7,687
Operating lease liabilities, current	2,213	1,942
Accrued expenses and other current liabilities	30,729	23,967
Total current liabilities	41,836	33,596
Operating lease liabilities, non-current	22,940	18,292
Long-term debt	58,744	28,826
Long-term income taxes	21,005	9,987
Other liabilities	4,253	2,716
Total liabilities	148,778	93,417
Commitments and contingencies		
Stockholders' equity:		
Common stock, \$0.000006 par value; 5,000 million Class A shares authorized, 2,187 million and 2,190 million shares issued and outstanding, as of December 31, 2025 and 2024, respectively; 4,141 million Class B shares authorized, 343 million and 344 million shares issued and outstanding, as of December 31, 2025 and 2024, respectively	—	—
Additional paid-in capital	95,793	83,228
Accumulated other comprehensive income (loss)	271	(3,097)
Retained earnings	121,179	102,506
Total stockholders' equity	217,243	182,637
Total liabilities and stockholders' equity	\$ 366,021	\$ 276,054

See Accompanying Notes to Consolidated Financial Statements.

META PLATFORMS, INC.
CONSOLIDATED STATEMENTS OF INCOME
(In millions, except per share amounts)

	Year Ended December 31,		
	2025	2024	2023
Revenue	\$ 200,966	\$ 164,501	\$ 134,902
Costs and expenses:			
Cost of revenue	36,175	30,161	25,959
Research and development	57,372	43,873	38,483
Marketing and sales	11,991	11,347	12,301
General and administrative	12,152	9,740	11,408
Total costs and expenses	<u>117,690</u>	<u>95,121</u>	<u>88,151</u>
Income from operations	83,276	69,380	46,751
Interest and other income, net	2,656	1,283	677
Income before provision for income taxes	85,932	70,663	47,428
Provision for income taxes	25,474	8,303	8,330
Net income	<u>\$ 60,458</u>	<u>\$ 62,360</u>	<u>\$ 39,098</u>
Earnings per share:			
Basic	\$ 23.98	\$ 24.61	\$ 15.19
Diluted	\$ 23.49	\$ 23.86	\$ 14.87
Weighted-average shares used to compute earnings per share:			
Basic	2,521	2,534	2,574
Diluted	2,574	2,614	2,629

See Accompanying Notes to Consolidated Financial Statements.

META PLATFORMS, INC.
CONSOLIDATED STATEMENTS OF COMPREHENSIVE INCOME
(In millions)

	Year Ended December 31,		
	2025	2024	2023
Net income	\$ 60,458	\$ 62,360	\$ 39,098
Other comprehensive income (loss):			
Change in foreign currency translation adjustment, net of tax	2,693	(1,413)	618
Change in unrealized gain (loss) on available-for-sale investments and other, net of tax	675	471	757
Comprehensive income	<u>\$ 63,826</u>	<u>\$ 61,418</u>	<u>\$ 40,473</u>

See Accompanying Notes to Consolidated Financial Statements.

META PLATFORMS, INC.
CONSOLIDATED STATEMENTS OF STOCKHOLDERS' EQUITY
(In millions, except per share amounts)

	Class A and Class B Common Stock		Additional Paid-In Capital	Accumulated Other Comprehensive Income (Loss)	Retained Earnings	Total Stockholders' Equity
	Shares	Par Value				
Balances at December 31, 2022	2,614	\$ —	\$ 64,444	\$ (3,530)	\$ 64,799	\$ 125,713
Net income	—	—	—	—	39,098	39,098
Other comprehensive income	—	—	—	1,375	—	1,375
Issuance of common stock	65	—	—	—	—	—
Shares withheld related to net share settlement	(26)	—	(5,218)	—	(1,794)	(7,012)
Share-based compensation	—	—	14,027	—	—	14,027
Share repurchases	(92)	—	—	—	(20,033)	(20,033)
Balances at December 31, 2023	2,561	—	73,253	(2,155)	82,070	153,168
Net income	—	—	—	—	62,360	62,360
Other comprehensive loss	—	—	—	(942)	—	(942)
Issuance of common stock	65	—	—	—	—	—
Shares withheld related to net share settlement	(27)	—	(6,721)	—	(7,049)	(13,770)
Share-based compensation	—	—	16,690	—	—	16,690
Share repurchases	(65)	—	—	—	(29,754)	(29,754)
Dividends and dividend equivalents declared ⁽¹⁾	—	—	—	—	(5,121)	(5,121)
Other	—	—	6	—	—	6
Balances at December 31, 2024	2,534	—	83,228	(3,097)	102,506	182,637
Net income	—	—	—	—	60,458	60,458
Other comprehensive income	—	—	—	3,368	—	3,368
Issuance of common stock	63	—	450	—	—	450
Shares withheld related to net share settlement	(27)	—	(8,312)	—	(10,088)	(18,400)
Share-based compensation	—	—	20,427	—	—	20,427
Share repurchases	(40)	—	—	—	(26,264)	(26,264)
Dividends and dividend equivalents declared ⁽¹⁾	—	—	—	—	(5,421)	(5,421)
Other	—	—	—	—	(12)	(12)
Balances at December 31, 2025	2,530	\$ —	\$ 95,793	\$ 271	\$ 121,179	\$ 217,243

(1) Dividend per share was \$2.10 and \$2.00 for the years ended December 31, 2025 and 2024, respectively.

See Accompanying Notes to Consolidated Financial Statements.

META PLATFORMS, INC.
CONSOLIDATED STATEMENTS OF CASH FLOWS
(In millions)

	Year Ended December 31,		
	2025	2024	2023
Cash flows from operating activities			
Net income	\$ 60,458	\$ 62,360	\$ 39,098
Adjustments to reconcile net income to net cash provided by operating activities:			
Depreciation and amortization	18,616	15,498	11,178
Share-based compensation	20,427	16,690	14,027
Deferred income taxes	18,738	(4,738)	131
Unrealized (gain) loss on equity investments	(1,138)	(53)	102
Impairment charges for facilities consolidation	—	383	2,432
Other	(416)	140	309
Changes in assets and liabilities:			
Accounts receivable	(1,815)	(1,485)	(2,399)
Prepaid expenses and other current assets	(89)	(698)	559
Other assets	(481)	(270)	(80)
Accounts payable	(14)	373	51
Accrued expenses and other current liabilities	1,077	323	5,081
Other liabilities	437	2,805	624
Net cash provided by operating activities	<u>115,800</u>	<u>91,328</u>	<u>71,113</u>
Cash flows from investing activities			
Purchases of property and equipment	(69,691)	(37,256)	(27,045)
Purchases of marketable securities	(36,929)	(25,542)	(2,982)
Sales and maturities of marketable securities	26,874	15,789	6,184
Payments for held-for-sale assets	(2,432)	—	—
Proceeds from Venture distribution	2,554	—	—
Purchases of non-marketable equity investments	(18,330)	(11)	(1)
Acquisitions of businesses and intangible assets	(4,231)	(270)	(629)
Other investing activities	182	140	(22)
Net cash used in investing activities	<u>(102,003)</u>	<u>(47,150)</u>	<u>(24,495)</u>
Cash flows from financing activities			
Taxes paid related to net share settlement of equity awards	(18,400)	(13,770)	(7,012)
Repurchases of Class A common stock	(26,248)	(30,125)	(19,774)
Payments for dividends and dividend equivalents	(5,324)	(5,072)	—
Proceeds from issuance of long-term debt, net	29,906	10,432	8,455
Principal payments on finance leases	(2,524)	(1,969)	(1,058)
Other financing activities	2,220	(277)	(111)
Net cash used in financing activities	<u>(20,370)</u>	<u>(40,781)</u>	<u>(19,500)</u>
Effect of exchange rate changes on cash, cash equivalents, and restricted cash equivalents	235	(786)	113
Net increase (decrease) in cash, cash equivalents, and restricted cash equivalents	(6,338)	2,611	27,231
Cash, cash equivalents, and restricted cash equivalents at beginning of the period	45,438	42,827	15,596
Cash, cash equivalents, and restricted cash equivalents at end of the period	<u>\$ 39,100</u>	<u>\$ 45,438</u>	<u>\$ 42,827</u>
Reconciliation of cash, cash equivalents, and restricted cash equivalents to the consolidated balance sheets			
Cash and cash equivalents	\$ 35,873	\$ 43,889	\$ 41,862
Restricted cash equivalents, included in prepaid expenses and other current assets	837	353	99
Restricted cash equivalents, included in other assets	2,390	1,196	866
Total cash, cash equivalents, and restricted cash equivalents	<u>\$ 39,100</u>	<u>\$ 45,438</u>	<u>\$ 42,827</u>

See Accompanying Notes to Consolidated Financial Statements.

META PLATFORMS, INC.
CONSOLIDATED STATEMENTS OF CASH FLOWS
(In millions)

	Year Ended December 31,		
	2025	2024	2023
Supplemental cash flow data			
Cash paid for income taxes, net	\$ 7,578	\$ 10,554	\$ 6,607
Cash paid for interest, net of amounts capitalized	\$ 696	\$ 486	\$ 448
<i>Non-cash investing and financing activities:</i>			
Property and equipment in accounts payable and accrued expenses and other current liabilities	\$ 9,331	\$ 7,127	\$ 4,105
Acquisition of businesses and intangible assets in accounts payable, accrued expenses and other current liabilities, and other liabilities	\$ 2,659	\$ 172	\$ 119

See Accompanying Notes to Consolidated Financial Statements.

META PLATFORMS, INC.
NOTES TO CONSOLIDATED FINANCIAL STATEMENTS

Note 1. Summary of Significant Accounting Policies

Organization and Description of Business

We were incorporated in Delaware in July 2004. Our mission is to build the future of human connection and the technology that makes it possible.

We report our financial results based on two reportable segments: Family of Apps (FoA) and Reality Labs (RL). The segment information aligns with how the chief operating decision maker (CODM), who is our chief executive officer (CEO), reviews and manages the business. We generate substantially all of our revenue from advertising.

Basis of Presentation

We prepared the consolidated financial statements in accordance with U.S. generally accepted accounting principles (GAAP). The consolidated financial statements include the accounts of Meta Platforms, Inc. and its subsidiaries where we have controlling financial interests. All intercompany balances and transactions have been eliminated.

Use of Estimates

Preparation of consolidated financial statements in conformity with GAAP requires the use of estimates and judgments that affect the reported amounts in the consolidated financial statements and accompanying notes. These estimates form the basis for judgments we make about the carrying values of our assets and liabilities, which are not readily apparent from other sources. We base our estimates and judgments on historical information and on various other assumptions that we believe are reasonable under the circumstances. GAAP requires us to make estimates and judgments in several areas, including, but not limited to, those related to loss contingencies, income taxes, valuation of non-marketable equity investments, valuation of long-lived assets and their associated estimated useful lives, revenue recognition, valuation of goodwill, credit losses of available-for-sale debt securities, accounts receivable, and fair value of financial instruments and leases. These estimates are based on management's knowledge about current events, interpretation of regulations, and expectations about actions we may undertake in the future. Actual results could differ materially from those estimates.

In January 2025, we completed an assessment of the useful lives of property and equipment, which resulted in an increase in the estimated useful lives of most servers and network assets to 5.5 years, effective January 1, 2025. Based on the servers and network assets placed in service as of December 31, 2024, the financial impact of this change in estimate included a reduction in depreciation expense of \$2.92 billion and an increase in net income of \$2.59 billion, or \$1.00 per diluted share, for the year ended December 31, 2025.

Revenue Recognition

We recognize revenue under Accounting Standards Codification (ASC) 606 *Revenue from Contracts with Customers*. Revenue is recognized when control of the promised goods or services is transferred to our customers, in an amount that reflects the consideration we expect to be entitled to in exchange for those goods or services.

Sales commissions we pay in connection with contracts are expensed when incurred because the amortization period is one year or less. These costs are recorded within marketing and sales on our consolidated statements of income. We do not disclose the value of unsatisfied performance obligations for contracts with an original expected length of one year or less.

Revenue includes sales and usage-based taxes, except for cases where we are acting as a pass-through agent.

Advertising Revenue

Advertising revenue is generated by displaying ad products on Facebook, Instagram, Messenger, and third-party mobile applications. Marketers pay for ad products either directly or through their relationships with advertising agencies or resellers, based on the number of impressions delivered or the number of actions, such as clicks, taken by our users.

[Table of Contents](#)

We recognize revenue from the display of impression-based ads in the contracted period in which the impressions are delivered. Impressions are considered delivered when an ad is displayed to users. We recognize revenue from the delivery of action-based ads in the period in which a user takes the action the marketer contracted for. In general, we report advertising revenue on a gross basis, since we control the advertising inventory before it is transferred to our customers. Our control is evidenced by our sole ability to monetize the advertising inventory before it is transferred to our customers.

For revenue generated from arrangements that involve third parties, we evaluate whether we are the principal, and report revenue on a gross basis, or the agent, and report revenue on a net basis. In this assessment, we consider if we obtain control of the specified goods or services before they are transferred to the customer, as well as other indicators such as the party primarily responsible for fulfillment, inventory risk, and discretion in establishing price.

We may accept lower consideration than the amount promised per the contract for certain revenue transactions and certain customers may receive cash-based incentives, credits, or refunds, which are accounted for as variable consideration when estimating the amount of revenue to recognize. We estimate these amounts and reduce revenue based on the amounts expected to be provided to customers. We believe that there will not be significant changes to our estimates of variable consideration for the reported periods.

Reality Labs Revenue

RL revenue is generated from the delivery of consumer hardware products, such as Meta Quest and AI glasses, and related software and content. Revenue is recognized at the time control of the products is transferred to customers, which is generally at the time of delivery, in an amount that reflects the consideration RL expects to be entitled to in exchange for the products.

Other Revenue

FoA other revenue consists of revenue from paid messaging from WhatsApp, Meta Verified subscriptions, net fees we receive from developers using our Payments infrastructure, and revenue from various other sources.

Cost of Revenue

Our cost of revenue consists of expenses associated with the delivery and distribution of our products. These mainly include expenses related to the operation of our data centers and technical infrastructure, such as depreciation expense from servers, network infrastructure and buildings, employee compensation which includes payroll, share-based compensation and benefits for employees on our operations teams, and energy and bandwidth costs. Cost of revenue also consists of costs associated with partner arrangements, including traffic acquisition costs and credit card and other fees related to processing customer transactions; RL inventory costs, which consist of cost of products sold and estimated losses on non-cancelable contractual commitments; and content costs.

Content Costs

Our content costs are mostly related to payments to content providers from whom we license video and music to increase engagement on the platform. We pay fees to these content providers based on revenue generated, a flat fee, or both. For licensed video, we expense the cost per title when the title is accepted and available for viewing if the capitalization criteria are not met. Video content costs that meet the criteria for capitalization were not material to date.

For licensed music, we expense the license fees over the contractual license period. We pay fees to music partners based on revenue generated, minimum guaranteed fees, flat fees, or a combination thereof. Expensed content costs are included in cost of revenue on our consolidated statements of income.

Software Development Costs

Software development costs, including costs to develop software products or the software component of products to be marketed or sold to external users, are expensed before the software or technology reach technological feasibility, which is typically reached shortly before the release of such products. Software development costs also include costs to develop software to be used solely to meet internal needs and applications used to deliver our services. These software development

[Table of Contents](#)

costs meet the criteria for capitalization once the preliminary project stage is complete, and it is probable that the project will be completed and the software will be used to perform the function intended. Software development costs that meet the criteria for capitalization were not material to date.

Share-based Compensation

Share-based compensation expense consists of our restricted stock units (RSUs) expense. RSUs granted to employees are measured based on the grant-date fair value. In general, our RSUs vest over a service period of four years. Share-based compensation expense is generally recognized on the straight-line basis over the requisite service period and forfeitures are accounted for as they occur.

Income Taxes

We are subject to income taxes in the United States and numerous foreign jurisdictions. Significant judgment is required in determining our provision for income taxes and income tax assets and liabilities, including evaluating uncertainties in the application of accounting principles and complex tax laws.

We record a provision for income taxes for the anticipated tax consequences of the reported results of operations using the asset and liability method. Under this method, we recognize deferred income tax assets and liabilities for the expected future consequences of temporary differences between the financial reporting and tax bases of assets and liabilities, as well as for loss and tax credit carryforwards. Deferred tax assets and liabilities are measured using the tax rates that are expected to apply to taxable income for the years in which those tax assets and liabilities are expected to be realized or settled. We recognize the deferred income tax effects of a change in tax rates in the period of the enactment.

We record a valuation allowance to reduce our deferred tax assets to the net amount that we believe is more likely than not to be realized. We consider all available evidence, both positive and negative, including historical levels of income, expectations and risks associated with estimates of future taxable income and ongoing tax planning strategies in assessing the need for a valuation allowance. In determining the valuation allowance, our accounting policy incorporates the expected impact of future years' Corporate Alternative Minimum Tax in assessing the realizability of our deferred tax assets.

We recognize tax benefits from uncertain tax positions only if we believe that it is more likely than not that the tax position will be sustained on examination by the taxing authorities based on the technical merits of the position. We recognize interest and penalties related to uncertain tax positions as a component of the provision for income taxes.

Advertising Expense

Advertising costs are expensed when incurred and are included in marketing and sales expenses on our consolidated statements of income. We incurred advertising expenses of \$2.09 billion, \$2.06 billion, and \$2.02 billion for the years ended December 31, 2025, 2024, and 2023, respectively.

Cash and Cash Equivalents, Restricted Cash, and Restricted Cash Equivalents

Cash and cash equivalents consist of cash on deposit with financial institutions globally and highly liquid investments with maturities of 90 days or less from the date of purchase. We classify amounts in transit from customer credit cards and payment service providers as cash on our consolidated balance sheets.

We classify certain restricted cash and cash equivalent balances, consisting mainly of cash related to insurance policies, cash reserves designated for a specific purpose, as well as retention and indemnification holdback for our acquisitions, within prepaid expenses and other current assets and other assets on our consolidated balance sheets, based upon the expected duration of the restrictions.

Marketable Securities

We hold investments in marketable debt securities, consisting of U.S. government securities, U.S. government agency securities, and investment grade corporate debt securities. Our marketable debt securities are classified as available-for-sale (AFS) investments in marketable securities within current assets on our consolidated balance sheets because they represent investments of cash available for current operations. The AFS investments are carried at estimated fair value with any

[Table of Contents](#)

unrealized gains and losses, net of taxes, included in accumulated other comprehensive income (loss) in stockholders' equity. AFS debt securities with an amortized cost basis in excess of estimated fair value are assessed to determine what amount of that difference, if any, is caused by expected credit losses. Allowance for credit losses on AFS debt securities are recognized as a charge in interest and other income (expense), net on our consolidated statements of income, and any remaining unrealized losses, net of taxes, are included in accumulated other comprehensive income (loss) in stockholders' equity. We determine realized gains or losses on sale of marketable securities on a specific identification method and include such gains or losses in interest and other income (expense), net on our consolidated statements of income.

We also hold investments in marketable equity securities that are publicly traded stocks. We classify these equity securities as marketable securities within current assets on our consolidated balance sheets because they are available to be converted into cash to fund current operations without any restriction. These marketable equity securities are measured at fair value at each reporting date with gains and losses recognized in interest and other income (expense), net on our consolidated statements of income.

Non-marketable Equity Investments

Our non-marketable equity investments include equity investments without readily determinable fair values accounted for using either the measurement alternative or the equity method. Non-marketable equity investments accounted for using the measurement alternative, which is cost, less any impairment, are adjusted for changes in fair value resulting from observable transactions for identical or similar investments of the same issuer as of the respective transaction dates. Other non-marketable equity investments, through which we exercise significant influence but do not have control over the investee, are accounted for under the equity method.

We periodically review our non-marketable equity investments for impairment. When indicators of impairment exist and the estimated fair value of an investment is below its carrying amount, we write down the investment to its fair value in interest and other income (expense), net on our consolidated statements of income. An impairment loss is recognized when the impairment is considered other-than-temporary for equity method investments. For the years ended December 31, 2025 and 2024, impairment for non-marketable equity investments were not material. For additional information, see Note 5 — Non-Marketable Equity Investments and Part II, Item 7, "Management's Discussion and Analysis of Financial Conditions and Results of Operations — Critical Accounting Estimates" contained in this Annual Report on Form 10-K.

Fair Value Measurements

We apply fair value accounting for all financial assets and liabilities and non-financial assets and liabilities that are recognized or disclosed at fair value in the financial statements on a recurring basis. We define fair value as the price that would be received to sell an asset or paid to transfer a liability in an orderly transaction between market participants at the measurement date. When determining the fair value measurements for assets and liabilities, we consider the principal or most advantageous market in which we would transact and the market-based risk measurements or assumptions that market participants would use in pricing the asset or liability, such as risks inherent in valuation techniques, transfer restrictions and credit risk. Fair value is estimated by applying the following three-level hierarchy, which prioritizes the inputs used to measure fair value based on the lowest level of input that is available and significant to the fair value measurement:

Level 1- Quoted prices in active markets for identical assets or liabilities.

Level 2- Observable inputs other than quoted prices in active markets for identical assets and liabilities, quoted prices for identical or similar assets or liabilities in inactive markets, or other inputs that are observable or can be corroborated by observable market data for substantially the full term of the assets or liabilities.

Level 3- Inputs that are generally unobservable and typically reflect management's estimate of assumptions that market participants would use in pricing the asset or liability.

Our cash equivalents, marketable securities, and restricted cash equivalents are classified within Level 1 or Level 2 of the fair value hierarchy because their fair values are derived from quoted market prices or alternative pricing sources and models utilizing observable market inputs. Certain other assets are classified within Level 3 because factors used to develop the estimated fair value are unobservable inputs that are not supported by market activity.

[Table of Contents](#)

Our non-marketable equity investments accounted for using the measurement alternative are recorded at fair value on a non-recurring basis. When an impairment loss or upward adjustment from observable price changes of qualified transactions occur, the respective non-marketable equity investment would be classified within Level 3 of the fair value hierarchy because the valuation methods include a combination of the observable transaction price at the transaction date and other unobservable inputs including volatility, rights, and obligations of the securities we hold. For the years ended December 31, 2025 and 2024, changes in the fair value recorded for our non-marketable equity securities were not material. For additional information, see Note 5 — Non-Marketable Equity Investments.

Variable Interest Entities

At the inception of each arrangement, we determine whether an entity in which we have made an investment or in which we have other variable interests is considered a variable interest entity (VIE). Significant judgment is required to identify the activities that most significantly affect the VIE's economic performance, based on its purpose and design. We assess whether we have both the power to direct those activities and the obligation to absorb the majority of the VIE's losses or benefits. We evaluate whether we are the primary beneficiary of the VIE, in which case we would consolidate the entity.

As of December 31, 2025, we are not the primary beneficiary of the VIEs related to our investments, and therefore the VIEs are not consolidated. These investments are accounted for as equity method investments included within non-marketable equity investments on our consolidated balance sheet. We continually monitor our involvement with the VIEs and will consolidate them if we become the primary beneficiary in the future. For additional information, see Note 5 — Non-Marketable Equity Investments.

Accounts Receivable and Allowances

Accounts receivable are recorded and carried at the original invoiced amount less an allowance for any potential uncollectible amounts. We make estimates of expected credit and collectibility trends for the allowance for credit losses and allowance for unbilled receivables based upon our assessment of various factors, including historical experience, the age of the accounts receivable balances, credit quality of our customers, current economic conditions, reasonable and supportable forecasts of future economic conditions, and other factors that may affect our ability to collect from customers. Expected credit losses are recorded as general and administrative expenses on our consolidated statements of income. As of December 31, 2025 and 2024, the allowance for credit losses on accounts receivable were not material.

Property and Equipment

Property and equipment, including finance leases, are depreciated and stated at cost less accumulated depreciation. Depreciation is computed using the straight-line method over the estimated useful lives of the assets or the remaining lease term, whichever is shorter.

The estimated useful lives of property and equipment and amortization periods of finance lease right-of-use (ROU) assets as of December 31, 2025 are described below:

Property and Equipment	Useful Life/ Amortization period
Servers and network assets	Five to 5.5 years
Buildings	25 to 30 years
Equipment and other	One to 25 years
Finance lease right-of-use assets	Five to 20 years
Leasehold improvements	Lesser of estimated useful life or remaining lease term

We evaluate at least annually the recoverability of property and equipment for possible impairment whenever events or circumstances indicate that the carrying amount of such assets may not be recoverable. If such review indicates that the carrying amount of property and equipment assets is not recoverable, and the asset's fair value is less than the carrying amount, an impairment loss is recognized in income from operations.

The useful lives of our property and equipment are management's estimates when the assets are initially recognized and are routinely reviewed for the remaining estimated useful lives. Our estimate of useful lives represents the best estimate

[Table of Contents](#)

of the useful lives based on current facts and circumstances, but may differ from the actual useful lives due to changes to our business operations, changes in the planned use of assets, and technological advancements. When we change the estimated useful life assumption for any asset, the remaining carrying amount of the asset is accounted for prospectively and depreciated or amortized over the revised estimated useful life.

Servers and network assets include equipment mostly in our data centers, which are used to support our core business and AI efforts. Land and assets held within construction in progress (CIP) are not depreciated. CIP assets are related to the construction or development of property and equipment that have not yet been placed in service for their intended use. We also capitalize interest on our debt related to certain eligible CIP assets and depreciate the capitalized interest over the useful life of the related assets.

The cost of maintenance and repairs is expensed as incurred. When assets are retired or otherwise disposed of, the cost and related accumulated depreciation are removed from their respective accounts, and gain or loss on such sale or disposal is reflected in income from operations.

Lease Obligations

Our operating leases mostly comprise of certain data centers, offices, and colocations. We also have finance leases for certain network infrastructure. We determine if an arrangement is a lease at inception and most of our leases contain lease and non-lease components. Non-lease components include fixed payments for maintenance, utilities, real estate taxes, and management fees. We combine fixed lease and non-lease components and account for them as a single lease component. Our lease agreements may contain variable costs such as contingent rent escalations, common area maintenance, insurance, real estate taxes, or other costs. These amounts are affected by the Consumer Price Index, payments contingent on energy production for renewable energy purchase arrangements, and maintenance and utilities. Such variable lease costs are expensed as incurred on our consolidated statements of income. For certain colocation and equipment leases, we apply a portfolio approach to effectively account for the operating lease ROU assets and lease liabilities.

For leases with a lease term greater than 12 months, ROU assets and lease liabilities are recognized on our consolidated balance sheets at the commencement date based on the present value of the remaining fixed lease payments and includes only payments that are fixed and determinable at the time of commencement.

Our lease terms may include options to extend or terminate the lease when it is reasonably certain that we will exercise such options. When determining the probability of exercising such options, we consider contract-based, asset-based, entity-based, and market-based factors. We do not assume renewals in our determination of the lease term unless the renewals are deemed to be reasonably assured. Our lease agreements generally do not contain any material restrictive covenants.

As most of our leases do not provide an implicit rate, we use our incremental borrowing rate based on the information available at the commencement date in determining the present value of lease payments. Our incremental borrowing rate is based on our understanding of what our credit rating would be in a similar economic environment.

Operating leases are included in operating lease ROU assets, operating lease liabilities, current, and operating lease liabilities, non-current on our consolidated balance sheets. Finance leases are included in property and equipment, net, accrued expenses and other current liabilities, and other liabilities on our consolidated balance sheets.

Operating lease costs are recognized on a straight-line basis over the lease terms. Finance lease assets are amortized on a straight-line basis over the shorter of the estimated useful lives of the assets or the lease terms.

Loss Contingencies

We are involved in legal proceedings, claims, and regulatory, tax or government inquiries and investigations that arise in the ordinary course of business. Certain of these matters include speculative claims for substantial or indeterminate amounts of damages. Additionally, we are required to comply with various legal and regulatory obligations around the world, and we regularly become subject to new laws and regulations in the jurisdictions in which we operate. The requirements for complying with these obligations may be uncertain and subject to interpretation and enforcement by regulatory and other authorities, and any failure or perceived failure to comply with such obligations could eventually lead to asserted legal or regulatory action. With respect to these matters, asserted and unasserted, we evaluate the associated developments on a regular basis and accrue a liability when we believe that it is both probable that a loss has been incurred and the amount can

[Table of Contents](#)

be reasonably estimated. We record such losses as general and administrative expenses on our consolidated statements of income.

If we determine that a loss is probable or reasonably possible and the loss or range of loss can be reasonably estimated, we disclose the possible loss in the accompanying notes to the consolidated financial statements to the extent material.

Business Combinations

We allocate the fair value of purchase consideration to the tangible assets acquired, liabilities assumed and intangible assets acquired based on their estimated fair values as of the acquisition date. The excess of the fair value of purchase consideration over the fair values of these identifiable assets and liabilities is recorded as goodwill to reporting units based on the expected benefit from the business combination. Allocation of purchase consideration to identifiable assets and liabilities affects the amortization expense, as acquired finite-lived intangible assets are amortized over the useful life, whereas any indefinite-lived intangible assets, including goodwill, are not amortized. During the measurement period, which is not to exceed one year from the acquisition date, we record adjustments to the assets acquired and liabilities assumed, with the corresponding offset to goodwill. Upon the conclusion of the measurement period, any subsequent adjustments are recorded to earnings. Acquisition-related expenses are recognized separately from business combinations and are expensed as incurred. For more information, see Note 8 — Acquisitions, Goodwill, and Intangible Assets.

Goodwill and Intangibles Assets

We allocate goodwill to reporting units based on the expected benefit from business combinations. We evaluate our reporting units annually, as well as when changes in our operating segments occur. For changes in reporting units, we reassign goodwill using a relative fair value allocation approach. Goodwill is tested for impairment at the reporting unit level annually or more frequently if events or changes in circumstances would more likely than not reduce the fair value of a reporting unit below its carrying value. We have two reporting units, Family of Apps (FoA) and Reality Labs (RL), subject to goodwill impairment testing. As of December 31, 2025, no impairment of goodwill has been identified.

We evaluate the recoverability of finite-lived intangible assets for possible impairment whenever events or circumstances indicate that the carrying amount of such assets may not be recoverable. The evaluation of these intangible assets is performed at the lowest level for which identifiable cash flows are largely independent of the cash flows of other assets and liabilities. Recoverability of these assets is measured by a comparison of the carrying amounts to the future undiscounted cash flows the assets are expected to generate from the use and eventual disposition. If such review indicates that the carrying amount of a finite-lived intangible asset is not recoverable and the asset's fair value is less than the carrying amount, an impairment loss is recognized. The impairment losses of finite-lived intangible assets were not material during the reporting periods presented.

Our finite-lived intangible assets are amortized on a straight-line basis over the estimated useful lives of the assets. Indefinite-lived intangible assets are not amortized. If an indefinite-lived intangible asset is subsequently determined to have a finite useful life, the asset will be tested for impairment and accounted for as a finite-lived intangible asset prospectively over its estimated remaining useful life. We routinely review the remaining estimated useful lives of finite-lived intangible assets. If we change the estimated useful life assumption for any asset, the remaining unamortized balance is amortized over the revised estimated useful life. Intangible assets are included within other assets on our consolidated balance sheet.

Foreign Currency

Generally, the functional currency of our international subsidiaries is the local currency. We translate the financial statements of these subsidiaries to U.S. dollars using month-end rates of exchange for assets and liabilities, and average rates of exchange for revenue, costs, and expenses. Translation gains and losses are recorded in accumulated other comprehensive income (loss) as a component of stockholders' equity. As of December 31, 2025, cumulative translation gains, net of tax was not material. As of December 31, 2024, cumulative translation losses, net of tax was \$2.66 billion.

Foreign currency transaction gains and losses from transactions denominated in a currency other than the functional currency of the subsidiary involved are recorded within interest and other income (expense), net on our consolidated statements of income. Foreign currency transaction gains, net were \$352 million for the year ended December 31, 2025 and foreign currency transaction losses, net were \$690 million, and \$366 million for the years ended December 31, 2024 and 2023, respectively.

Credit Risk and Concentration

Our financial instruments that are potentially subject to concentrations of credit risk consist primarily of cash, cash equivalents, restricted cash and restricted cash equivalents, marketable debt securities, and accounts receivable. Cash equivalents consist mostly of money market funds, that primarily invest in U.S. government and agency securities. Marketable debt securities consist of investments in U.S. government securities, U.S. government agency securities, and investment grade corporate debt securities. As part of our cash management strategy, we concentrate cash deposits with large financial institutions and our marketable debt securities are held in diversified highly rated securities. Our investment portfolio in corporate debt securities is highly liquid and diversified among individual issuers. The amount of credit losses recorded for the year ended December 31, 2025 was not material.

Accounts receivable are typically unsecured and are derived from revenue earned from customers across different industries and countries. We generated 37%, 36%, and 37% of our revenue for the years ended December 31, 2025, 2024, and 2023, respectively, from marketers and developers based in the United States, with a majority of the revenue outside of the United States in 2025 coming from customers located in western Europe, China, Singapore, and Brazil.

We perform ongoing credit evaluations of our customers and generally do not require collateral. We maintain an allowance for estimated credit losses, and bad debt expense on these losses was not material during the years ended December 31, 2025, 2024, and 2023. In the event that accounts receivable collection cycles deteriorate, our operating results and financial position could be adversely affected.

No customer represented 10% or more of total revenue or accounts receivable for the years ended December 31, 2025, 2024, and 2023.

Recently Adopted Accounting Pronouncements

Beginning in 2025 annual reporting, we adopted Accounting Standards Update (ASU) No. 2023-09, *Income Taxes (Topic 740): Improvements to Income Tax Disclosures* (ASU 2023-09) on a prospective basis. This standard improves the transparency of income tax disclosures by requiring consistent categories and greater disaggregation of information in the effective tax rate reconciliation and income taxes paid disaggregated by jurisdiction. It also includes certain other amendments to improve the effectiveness of income tax disclosures. The adoption of this new standard did not have a material impact on our consolidated financial statements. For additional information, see Note 14 — Income Taxes.

Accounting Pronouncements Not Yet Adopted

In November 2024, the FASB issued ASU No. 2024-03, *Income Statement—Reporting Comprehensive Income—Expense Disaggregation Disclosures (Subtopic 220-40): Disaggregation of Income Statement Expenses* (ASU 2024-03). The guidance requires disaggregated information about certain income statement expense line items on an annual and interim basis. This guidance will be effective for annual periods beginning with the year ending December 31, 2027 and for interim periods thereafter. The new standard permits early adoption and can be applied prospectively or retrospectively. We are evaluating the effect that this guidance will have on our consolidated financial statements and related disclosures.

In September 2025, the FASB issued ASU No. 2025-06, *Intangibles: Goodwill and Other—Internal-Use Software (Subtopic 350-40): Targeted Improvements to the Accounting for Internal-Use Software* (ASU 2025-06). The guidance modernizes the accounting for software costs and enhances the transparency about an entity's software costs. The guidance will be effective for the annual periods beginning with the year ending December 31, 2027 and for interim periods beginning January 1, 2028. Early adoption is permitted. Upon adoption, the guidance can be applied prospectively, retrospectively, or under a modified transition approach. We are evaluating the effect that this guidance and do not expect the adoption of this guidance to have a material impact on our consolidated financial statements.

In December 2025, the FASB issued ASU No. 2025-11, *Interim Reporting (Topic 270): Narrow-Scope Improvements* (ASU 2025-11), which clarifies interim disclosure requirements and the applicability of Topic 270. The guidance will be effective for interim periods beginning January 1, 2028. Early adoption is permitted. Upon adoption, the guidance can be applied prospectively or retrospectively. We do not expect the adoption of this guidance to have a material impact on our consolidated financial statements.

[Table of Contents](#)

In December 2025, the FASB issued ASU No. 2025-10, *Accounting for Government Grants (Topic 832): Accounting for Government Grants Received by Business Entities* (ASU 2025-10) to establish authoritative guidance on the recognition, measurement, and presentation of government grants received by business entities. The guidance will be effective for the annual periods beginning with the year ending December 31, 2028 and for interim periods beginning January 1, 2029. Early adoption is permitted. Upon adoption, the guidance can be applied using a modified prospective, modified retrospective, or under a retrospective approach. We are evaluating the effect that this guidance and do not expect the adoption of this guidance to have a material impact on our consolidated financial statements.

Note 2. Revenue

Revenue disaggregated by revenue source and by segment consists of the following (in millions):

	Year Ended December 31,		
	2025	2024	2023
Advertising	\$ 196,175	\$ 160,633	\$ 131,948
Other revenue	2,584	1,722	1,058
Family of Apps	198,759	162,355	133,006
Reality Labs	2,207	2,146	1,896
Total revenue	<u>\$ 200,966</u>	<u>\$ 164,501</u>	<u>\$ 134,902</u>

Revenue disaggregated by geography, based on the addresses of our customers, consists of the following (in millions):

	Year Ended December 31,		
	2025	2024	2023
United States and Canada ⁽¹⁾	\$ 78,866	\$ 63,207	\$ 52,888
Europe ⁽²⁾	46,569	38,361	31,210
Asia-Pacific	53,817	45,009	36,154
Rest of World ⁽²⁾	21,714	17,924	14,650
Total revenue	<u>\$ 200,966</u>	<u>\$ 164,501</u>	<u>\$ 134,902</u>

(1) United States revenue was \$74.78 billion, \$59.73 billion, and \$49.78 billion for the years ended December 31, 2025, 2024, and 2023, respectively.

(2) Europe includes Russia and Turkey, and Rest of World includes Africa, Latin America, and the Middle East.

Deferred revenue was \$1.08 billion and \$772 million as of December 31, 2025 and 2024, respectively. Our deferred revenue primarily relates to advertising prepayments and credits, as well as software updates and upgrades associated with RL hardware sales, most of which are expected to be realized in less than a year.

Note 3. Earnings per Share

The holders of our Class A and Class B common stock (together, "common stock") have identical liquidation and dividend rights but different voting rights. Accordingly, we present the earnings per share (EPS) for Class A and Class B common stock together.

Basic EPS is computed by dividing net income by the weighted-average number of shares of our common stock outstanding. Diluted EPS is computed by dividing net income by the weighted-average number of fully diluted common stock outstanding and assumes the conversion of our Class B common stock to Class A common stock.

For the years ended December 31, 2025 and 2023, approximately 9 million and 16 million shares of RSUs, respectively, were excluded from the diluted EPS calculation, as including them would have an anti-dilutive effect. RSUs with anti-dilutive effect were not material for the year ended December 31, 2024.

The numerators and denominators of the basic and diluted EPS computations for our common stock are calculated as follows (in millions, except per share amounts):

	Year Ended December 31,		
	2025	2024	2023 ⁽²⁾
Basic EPS:			
Numerator			
Distributed earnings	\$ 5,324	\$ 5,072	\$ —
Undistributed earnings	55,134	57,288	39,098
Net income	<u>\$ 60,458</u>	<u>\$ 62,360</u>	<u>\$ 39,098</u>
Denominator			
Shares used in computation of basic EPS ⁽¹⁾	2,521	2,534	2,574
Basic EPS	<u>\$ 23.98</u>	<u>\$ 24.61</u>	<u>\$ 15.19</u>
Diluted EPS:			
Numerator			
Net income for diluted EPS	\$ 60,458	\$ 62,360	\$ 39,098
Denominator			
Shares used in computation of basic EPS ⁽¹⁾	2,521	2,534	2,574
Effect of dilutive RSUs	53	80	55
Shares used in computation of diluted EPS	<u>2,574</u>	<u>2,614</u>	<u>2,629</u>
Diluted EPS	<u>\$ 23.49</u>	<u>\$ 23.86</u>	<u>\$ 14.87</u>

(1) Includes 2,178 million, 2,189 million, and 2,220 million shares of Class A common stock and 343 million, 345 million, and 354 million shares of Class B common stock, for the years ended December 31, 2025, 2024, and 2023, respectively.

(2) The prior period EPS for Class A and Class B common stock has been presented together to conform with current period presentation, which had no impact on our previously reported basic or diluted EPS.

EPS for Class B common stock is not presented separately as under the two-class method Class A and Class B EPS is not meaningfully different.

Note 4. Financial Instruments

Fair Value Measurements

Our cash equivalents, marketable securities, and restricted cash equivalents are classified within Level 1 or Level 2 of the fair value hierarchy because their fair values are derived from quoted market prices or alternative pricing sources and models utilizing market observable inputs. Certain other assets are classified within Level 3 because factors used to develop the estimated fair value are unobservable inputs that are not supported by market activity.

The following tables summarize our assets measured at fair value on a recurring basis and the classification by level of input within the fair value hierarchy (in millions):

Description	December 31, 2025	Fair Value Measurement at Reporting Date Using		
		Quoted Prices in Active Markets for Identical Assets (Level 1)	Significant Other Observable Inputs (Level 2)	Significant Unobservable Inputs (Level 3)
Cash equivalents:				
Money market funds	\$ 27,928	\$ 27,928	\$ —	\$ —
U.S. government securities	1,623	1,623	—	—
Time deposits	328	—	328	—
Corporate debt securities	1,603	—	1,603	—
Total cash equivalents	31,482	29,551	1,931	—
Marketable securities:				
U.S. government securities	21,483	21,483	—	—
U.S. government agency securities	767	767	—	—
Corporate debt securities	17,477	—	17,477	—
Marketable equity securities	5,992	5,992	—	—
Total marketable securities	45,719	28,242	17,477	—
Restricted cash equivalents	2,539	2,539	—	—
Other assets	106	—	—	106
Total	\$ 79,846	\$ 60,332	\$ 19,408	\$ 106

Description	December 31, 2024	Fair Value Measurement at Reporting Date Using		
		Quoted Prices in Active Markets for Identical Assets (Level 1)	Significant Other Observable Inputs (Level 2)	Significant Unobservable Inputs (Level 3)
Cash equivalents:				
Money market funds	\$ 36,165	\$ 36,165	\$ —	\$ —
U.S. government and agency securities	23	23	—	—
Time deposits	369	—	369	—
Corporate debt securities	114	—	114	—
Total cash equivalents	36,671	36,188	483	—
Marketable securities:				
U.S. government securities	14,889	14,889	—	—
U.S. government agency securities	3,053	3,053	—	—
Corporate debt securities	14,758	—	14,758	—
Marketable equity securities	1,226	1,226	—	—
Total marketable securities	33,926	19,168	14,758	—
Restricted cash equivalents	1,193	1,193	—	—
Other assets	101	—	—	101
Total	\$ 71,891	\$ 56,549	\$ 15,241	\$ 101

Marketable Debt Securities

The following tables summarize our available-for-sale marketable debt securities with unrealized losses as of December 31, 2025 and 2024, aggregated by major security type and the length of time that individual securities have been in a continuous loss position (in millions):

	December 31, 2025					
	Less than 12 months		12 months or greater		Total	
	Fair Value	Unrealized Losses	Fair Value	Unrealized Losses	Fair Value	Unrealized Losses
U.S. government securities	\$ 1,491	\$ (2)	\$ 1,570	\$ (18)	\$ 3,061	\$ (20)
U.S. government agency securities	17	—	25	—	42	—
Corporate debt securities	1,213	(1)	1,534	(20)	2,747	(21)
Total	\$ 2,721	\$ (3)	\$ 3,129	\$ (38)	\$ 5,850	\$ (41)

	December 31, 2024					
	Less than 12 months		12 months or greater		Total	
	Fair Value	Unrealized Losses	Fair Value	Unrealized Losses	Fair Value	Unrealized Losses
U.S. government securities	\$ 6,860	\$ (71)	\$ 4,330	\$ (146)	\$ 11,190	\$ (217)
U.S. government agency securities	435	(2)	2,083	(44)	2,518	(46)
Corporate debt securities	2,989	(26)	6,373	(192)	9,362	(218)
Total	\$ 10,284	\$ (99)	\$ 12,786	\$ (382)	\$ 23,070	\$ (481)

The gross unrealized gains on our marketable debt securities were \$300 million and not material as of December 31, 2025 and 2024, respectively, and the allowance for credit losses were not material for both periods.

[Table of Contents](#)

The following table classifies our marketable debt securities by contractual maturities (in millions):

	December 31, 2025
Due within one year	\$ 13,023
Due after one year to five years	26,704
Total	<u>\$ 39,727</u>

Marketable Equity Securities

The net unrealized gains on our marketable equity securities recognized in interest and other income, net on our consolidated statements of income were \$413 million and not material during the years ended December 31, 2025 and 2024, respectively.

Note 5. Non-Marketable Equity Investments

Our non-marketable equity investments are in privately-held companies without readily determinable fair values. The following table summarizes our non-marketable equity investments under measurement alternative and equity method (in millions):

	December 31,	
	2025	2024
Initial cost	\$ 20,271	\$ 6,342
Cumulative upward adjustments	429	300
Cumulative impairment/downward adjustments	(624)	(624)
Non-marketable equity investments under measurement alternative	20,076	6,018
Non-marketable equity investments under equity method	7,448	52
Total carrying value of non-marketable equity investments	<u>\$ 27,524</u>	<u>\$ 6,070</u>

Non-Marketable Equity Investments Under Measurement Alternative

Our non-marketable equity investments accounted for under the measurement alternative mostly consist of our minority investments in Scale AI for \$13.80 billion, which was closed during 2025, and our investment in Jio Platforms Limited of \$5.82 billion as of December 31, 2025. We do not have significant influence over these investees' operations.

Non-Marketable Equity Investments Under Equity Method

In October 2025, we entered into an arrangement to co-develop a data center campus in Louisiana (the Venture). This Venture provides strategic optionality and flexibility, enabling us to effectively meet future infrastructure capacity needs as AI markets and technologies develop.

At Venture formation, we contributed \$4.30 billion of held-for-sale assets, net of liabilities, and we received a one-time distribution of \$2.55 billion. We hold a 20% membership interest in the Venture, which is accounted for under the equity method included within non-marketable equity investments on the consolidated balance sheets. We provide construction management, administrative and property management services to the Venture. The parties have committed to fund their respective pro rata share of approximately \$27 billion in total estimated development costs.

We also entered into lease agreements with the Venture for the use of properties on the data center campus, which will commence in 2029. The aggregate initial lease commitment is approximately \$12.31 billion, with each property having an initial four-year lease term and options to renew for a total lease period of up to 20 years. In addition, we have provided residual value guarantees (RVG) with an aggregate threshold of approximately \$28 billion that decreases over time. If we decide to terminate or not renew a lease, and if certain other conditions are met, our maximum RVG payment would equal any shortfall between the fair value at that time and the RVG threshold for that property. As of December 31, 2025, RVG payments are not probable and therefore, no liability has been recorded.

[Table of Contents](#)

We do not have the power to direct the activities that most significantly impact the Venture's economic performance. Therefore, we are not the primary beneficiary and do not consolidate the variable interest entity (VIE). Our maximum exposure to loss related to the Venture was \$45.95 billion as of December 31, 2025, consisting of \$1.83 billion carrying value of our equity investment, the lease commitments, our estimated future fundings, and the maximum RVG threshold.

In addition, our non-marketable equity method investments also include other types of unconsolidated VIEs for which we are not the primary beneficiary, as we do not direct the activities that would significantly affect their economic performance. As of December 31, 2025, total maximum exposure to loss in these other VIEs was \$5.58 billion, which equals the carrying value of our investments for the year ended December 31, 2025.

Note 6. Property and Equipment

Property and equipment, net consists of the following (in millions):

	December 31,	
	2025	2024
Land	\$ 3,687	\$ 2,561
Servers and network assets	98,040	68,397
Buildings	55,568	47,076
Leasehold improvements	8,346	7,293
Equipment and other	9,377	7,150
Finance lease right-of-use assets	8,187	5,384
Construction in progress	50,521	26,802
Property and equipment, gross	233,726	164,663
Less: Accumulated depreciation	(57,326)	(43,317)
Property and equipment, net	\$ 176,400	\$ 121,346

Construction in progress (CIP) includes costs mostly related to construction of data centers, network infrastructure and servers. Interest expense capitalized for the eligible CIP assets was \$535 million and \$384 million during the years ended December 31, 2025 and 2024, respectively.

Depreciation expense on property and equipment was \$18.00 billion, \$15.29 billion, and \$11.02 billion for the years ended December 31, 2025, 2024, and 2023, respectively. Within property and equipment, servers and network assets depreciation expenses were \$13.36 billion, \$11.34 billion, and \$7.32 billion for the years ended December 31, 2025, 2024, and 2023, respectively. We extended the estimated useful lives of most servers and network assets to 5.5 years, effective January 1, 2025. See Note 1 — Summary of Significant Accounting Policies - Use of Estimates.

During the years ended December 31, 2025, 2024, and 2023, total impairment losses for property and equipment were \$237 million, \$288 million and \$738 million, respectively.

Note 7. Leases

We have entered into various non-cancelable operating and finance lease agreements mostly for our data centers, offices, and certain network infrastructure. Our leases have original lease periods expiring between 2026 and 2093. Many leases include one or more options to renew.

The components of lease costs are as follows (in millions):

	Year Ended December 31,		
	2025	2024	2023
Finance lease cost:			
Amortization of right-of-use assets	\$ 549	\$ 387	\$ 349
Interest	31	23	20
Operating lease cost	2,798	2,359	2,091
Variable lease cost and other	1,147	844	580
Total	<u>\$ 4,525</u>	<u>\$ 3,613</u>	<u>\$ 3,040</u>

Impairment losses for operating lease right-of-use assets were not material for the year ended December 31, 2025. For the years ended December 31, 2024 and 2023, \$385 million and \$1.76 billion were recorded as impairment losses for operating lease right-of-use assets, respectively.

Supplemental balance sheet information related to lease liabilities is as follows:

	December 31,	
	2025	2024
Weighted-average remaining lease term:		
Finance leases	15.1 years	13.7 years
Operating leases	12.3 years	11.5 years
Weighted-average discount rate:		
Finance leases	4.1 %	3.6 %
Operating leases	4.3 %	3.9 %

The following is a schedule, by years, of maturities of lease liabilities as of December 31, 2025 (in millions):

	Operating Leases	Finance Leases
2026	\$ 3,211	\$ 344
2027	3,237	97
2028	3,057	97
2029	2,985	88
2030	2,621	86
Thereafter	18,397	792
Total undiscounted cash flows	33,508	1,504
Less: Imputed interest	(8,355)	(320)
Present value of lease liabilities	<u>\$ 25,153</u>	<u>\$ 1,184</u>
Lease liabilities, current	\$ 2,213	\$ 308
Lease liabilities, non-current	22,940	876
Present value of lease liabilities	<u>\$ 25,153</u>	<u>\$ 1,184</u>

[Table of Contents](#)

The table above does not include lease payments that were not fixed at commencement or lease modification. As of December 31, 2025, we have additional operating and finance leases, that have not yet commenced, with total lease obligations of approximately \$103.77 billion, mostly for data centers, colocations, and network infrastructure. These operating and finance leases will commence between 2026 and 2030 with lease terms of greater than one year to 30 years.

Supplemental cash flow information related to leases is as follows (in millions):

	Year Ended December 31,		
	2025	2024	2023
Cash paid for amounts included in the measurement of lease liabilities:			
Operating cash flows for operating leases	\$ 3,189	\$ 2,830	\$ 2,233
Operating cash flows for finance leases	\$ 31	\$ 23	\$ 20
Financing cash flows for finance leases	\$ 2,524	\$ 1,969	\$ 1,058
Lease liabilities arising from obtaining right-of-use assets:			
Operating leases	\$ 7,017	\$ 3,784	\$ 4,370
Finance leases	\$ 613	\$ 181	\$ 588

Note 8. Acquisitions, Goodwill, and Intangible Assets

During the year ended December 31, 2025, we completed several business acquisitions with total purchase consideration of \$4.09 billion in cash and \$450 million in shares of our Class A common stock, including \$3.88 billion and \$664 million allocated to goodwill and intangible assets, respectively. Goodwill generated from these business acquisitions was primarily attributable to advancing our AI efforts, workforce, expected synergies, and potential monetization opportunities. The amount of goodwill generated that was deductible for tax purposes was not material. Acquisition-related costs were not material and were expensed as incurred. Pro forma historical results of operations related to these business acquisitions have not been presented because they are not significant to our consolidated financial statements, either individually or in aggregate. We have included the financial results of these acquired businesses in our consolidated financial statements from their respective dates of acquisition.

Changes in the carrying amount of goodwill by reportable segment for the years ended December 31, 2025 and 2024 are as follows (in millions):

	Family of Apps	Reality Labs	Total
December 31, 2023	\$ 19,246	\$ 1,408	\$ 20,654
Acquisitions	—	—	—
December 31, 2024	19,246	1,408	20,654
Acquisitions	3,697	99	3,796
Adjustments	85	(1)	84
December 31, 2025	\$ 23,028	\$ 1,506	\$ 24,534

[Table of Contents](#)

The following table sets forth the major categories of the intangible assets and their weighted-average remaining useful lives (in millions):

	December 31, 2025				December 31, 2024			
	Weighted-Average Remaining Useful Lives (in years)	Gross Carrying Amount	Accumulated Amortization	Net Carrying Amount	Gross Carrying Amount	Accumulated Amortization	Net Carrying Amount	
Acquired software	2.6	\$ 2,601	\$ (400)	\$ 2,201	\$ 250	\$ (58)	\$ 192	
Acquired technology	3.0	1,151	(235)	916	442	(247)	195	
Acquired patents	6.4	224	(143)	81	252	(165)	87	
Other	3.4	113	(16)	97	24	(8)	16	
Total finite-lived assets		4,089	(794)	3,295	968	(478)	490	
Total indefinite-lived assets	N/A	397	—	397	425	—	425	
Total		\$ 4,486	\$ (794)	\$ 3,692	\$ 1,393	\$ (478)	\$ 915	

During the year ended December 31, 2025, we also purchased software licenses of \$2.40 billion which are classified as acquired software within the intangible assets. Amortization expense of intangible assets for the years ended December 31, 2025, 2024, and 2023 was \$615 million, \$211 million, and \$161 million, respectively.

As of December 31, 2025, expected amortization expense for finite-lived intangible assets for the next five years and thereafter is as follows (in millions):

2026	\$ 1,259
2027	1,162
2028	771
2029	39
2030	27
Thereafter	37
Total	\$ 3,295

Note 9. Accrued Expenses and Other Current Liabilities

The components of accrued expenses and other current liabilities are as follows (in millions):

	December 31,	
	2025	2024
Legal-related accruals ⁽¹⁾	\$ 6,867	\$ 5,523
Accrued compensation and benefits	7,151	6,350
Accrued property and equipment	4,402	2,582
Accrued taxes	1,922	3,438
Other current liabilities	10,387	6,074
Total	\$ 30,729	\$ 23,967

(1) Includes accruals for estimated fines, settlements, or other losses in connection with legal and related matters, as well as other legal fees. For further information, see *Legal and Related Matters* in Note 11 — Commitments and Contingencies.

Note 10. Long-term Debt

In November 2025, we issued an aggregate of \$30.0 billion of fixed-rate senior unsecured notes in six series. The following table summarizes our fixed-senior unsecured notes (the Notes) and the carrying amount of our long-term debt (in millions, except percentages):

	Maturity	Stated Interest Rate	Effective Interest Rate	December 31, 2025	December 31, 2024
August 2022 Notes	2027 - 2062	3.50% - 4.65%	3.63% - 4.71%	\$ 10,000	\$ 10,000
May 2023 Notes	2028 - 2063	4.60% - 5.75%	4.68% - 5.79%	8,500	8,500
August 2024 Notes	2029 - 2064	4.30% - 5.55%	4.42% - 5.60%	10,500	10,500
November 2025 Notes	2030 - 2065	4.20% - 5.75%	4.27% - 5.77%	30,000	—
Total face amount of long-term debt				59,000	29,000
Unamortized discount and issuance costs, net				(256)	(174)
Long-term debt				\$ 58,744	\$ 28,826

Each series of the Notes rank equally with each other and interest is payable semi-annually in arrears. We may redeem the Notes at any time, in whole or in part, at specified redemption prices. We are not subject to any financial covenants under the Notes. Interest expense, net of capitalized interest, recognized on the Notes was \$1.09 billion, \$683 million, and \$420 million for the years ended December 31, 2025, 2024, and 2023, respectively.

The total estimated fair value of our outstanding Notes was \$57.22 billion and \$27.83 billion as of December 31, 2025 and 2024, respectively. The fair value is determined based on the quoted prices at the end of the reporting periods and categorized as Level 2 in the fair value hierarchy.

As of December 31, 2025, future principal payments for the Notes, by year, are as follows (in millions):

2026	\$	—
2027		2,750
2028		1,500
2029		1,000
2030		5,000
Thereafter		48,750
Total	\$	59,000

Note 11. Commitments and Contingencies***Contractual Commitments***

We have \$131.05 billion of non-cancelable contractual commitments as of December 31, 2025. These commitments are mostly related to third-party cloud capacity arrangements and our continued investments in servers and network infrastructure, data centers, and consumer hardware products in Reality Labs. The following is a schedule, by years, of non-cancelable contractual commitments as of December 31, 2025 (in millions):

2026	\$	30,634
2027		22,166
2028		21,221
2029		19,761
2030		19,407
Thereafter		17,857
Total	\$	<u>131,046</u>

Additionally, as part of the normal course of business, we have entered into multi-year agreements ranging from three to 25 years to purchase clean and renewable energy that do not specify a fixed or minimum volume commitment. The ultimate spend under these agreements may vary and will be based on actual volume purchased.

Legal and Related Matters

With respect to the cases, actions, and inquiries described below, we evaluate the associated developments on a regular basis and accrue a liability when we believe a loss is probable and the amount can be reasonably estimated. In addition, we believe there is a reasonable possibility that we may incur a loss in some of these matters. Unless otherwise noted, with respect to the matters described below that do not include an estimate of the amount of loss or range of possible loss, such losses or range of possible losses either cannot be estimated or are not individually material, but we believe there is a reasonable possibility that they may be material in the aggregate.

We are also party to various other legal proceedings, claims, and regulatory, tax or government inquiries and investigations that arise in the ordinary course of business. Additionally, we are required to comply with various legal and regulatory obligations around the world. The requirements for complying with these obligations may be uncertain and subject to interpretation and enforcement by regulatory and other authorities, and any failure or perceived failure to comply with such obligations could eventually lead to asserted legal or regulatory action. With respect to these other legal proceedings, claims, regulatory, tax, or government inquiries and investigations, and other matters, asserted and unasserted, we evaluate the associated developments on a regular basis and accrue a liability when we believe a loss is probable and the amount can be reasonably estimated. In addition, we believe there is a reasonable possibility that we may incur a loss in some of these other matters. We believe that the amount of losses or any estimable range of possible losses with respect to these other matters will not, either individually or in the aggregate, have a material adverse effect on our business and consolidated financial statements.

The ultimate outcome of the legal and related matters described in this section, such as whether the likelihood of loss is remote, reasonably possible, or probable, or if and when the reasonably possible range of loss is estimable, is inherently uncertain. Therefore, if one or more of these matters were resolved against us for amounts in excess of management's estimates of loss, our results of operations and financial condition, including in a particular reporting period in which any such outcome becomes probable and estimable, could be materially adversely affected.

For information regarding income tax contingencies, see Note 14 — Income Taxes.

Privacy and Related Matters

Beginning on March 20, 2018, multiple putative class actions were filed in state and federal courts in the United States and elsewhere against us and certain of our directors and officers alleging various causes of action in connection with our platform and user data practices as well as the misuse of certain data by a developer that shared such data with third parties in violation of our terms and policies, and seeking unspecified damages and injunctive relief. With respect to the putative class actions alleging fraud and violations of consumer protection, privacy, and other laws in connection with the same matters, several of the cases brought on behalf of consumers in the United States were consolidated in the U.S. District Court for the Northern District of California (*In re Facebook, Inc., Consumer Privacy User Profile Litigation*). On December 22, 2022, the parties entered into a settlement agreement to resolve the lawsuit, which provided for a payment of \$725 million by us and became final on May 14, 2025. In addition, our platform and user data practices, as well as the events surrounding the misuse of certain data by a developer, became the subject of U.S. Federal Trade Commission (FTC), state attorneys general, and other government inquiries in the United States, Europe, and other jurisdictions. We entered into a settlement and modified consent order to resolve the FTC inquiry, which took effect in April 2020. Among other matters, our settlement with the FTC required us to pay a penalty of \$5.0 billion which was paid in April 2020 upon the effectiveness of the modified consent order. In addition, in December 2025, we entered into a settlement agreement with California to resolve its lawsuit alleging violations of consumer protection laws, which is subject to court approval. Certain other state attorneys general inquiries and litigation and certain government inquiries in other jurisdictions remain ongoing. On June 1, 2023, the court presiding over the lawsuit filed by the District of Columbia granted our motion for summary judgment, resolving the case in our favor. On June 29, 2023, the District of Columbia filed a notice of appeal. The appeal was heard on January 30, 2025 and on July 31, 2025, the District of Columbia Court of Appeals reversed the decision on procedural grounds and remanded the matter to the lower court. Trial in the New Mexico Attorney General's case, which has expanded to include various claims related to content moderation issues, is scheduled to begin on September 8, 2026. On July 16, 2021, a stockholder derivative action was filed in Delaware Court of Chancery against certain of our directors and officers asserting breach of fiduciary duty and related claims relating to our historical platform and user data practices, as well as our settlement with the FTC. On July 20, 2021, other stockholders filed an amended derivative complaint in a related Delaware Chancery Court action, asserting breach of fiduciary duty and related claims against certain of our current and former directors and officers in connection with our historical platform and user data practices. On November 4, 2021, the lead plaintiffs filed a second amended and consolidated complaint in the stockholder derivative action. The pending consolidated matter is *In re Facebook Inc. Derivative Litigation*. On January 19, 2022, we filed a motion to dismiss, which was denied in part on May 10, 2023. The insider trading claim was dismissed as to all defendants except Mark Zuckerberg, and the motion was denied as to the breach of fiduciary duty claims. Trial began on July 16, 2025. On July 17, 2025, the parties agreed to a settlement in principle to resolve all claims in the action, which is subject to court approval.

On May 3, 2023, the FTC filed a public administrative proceeding (*In the Matter of Facebook, Inc.*) seeking substantial changes to the modified consent order, which took effect in April 2020 after its entry by the U.S. District Court for the District of Columbia. The changes sought by the FTC are set forth in a proposed order and include, among others, a prohibition on our use of minors' data for any commercial purposes, changes to the composition of our board of directors, and significant limitations on our ability to modify and launch new products. On May 31, 2023, we filed a motion before the U.S. District Court for the District of Columbia seeking to enjoin the FTC from further pursuing its agency process to modify the modified consent order. On November 27, 2023, the district court denied our motion, and we then appealed to the U.S. Court of Appeals for the District of Columbia Circuit (*U.S. v. Facebook, Inc.*) and sought to stay the FTC proceeding pending resolution of the appeal. Our motion for a stay pending appeal was denied in March 2024. After the underlying appeal was briefed and oral argument was held on November 5, 2024, the U.S. Court of Appeals for the District of Columbia Circuit issued its decision on May 16, 2025, reversing the district court's denial of our motion on jurisdictional grounds, and directed the district court to consider the merits of our arguments. On July 10, 2025, the case was remanded to the district court to consider our claims in light of the Court of Appeals' determination that the district court retains jurisdiction over the entirety of the consent order. On December 23, 2025, the district court ordered a schedule for supplemental briefing in light of the Court of Appeals decision, with briefing due to be complete by May 2026.

On November 29, 2023, we separately filed a complaint, also in the U.S. District Court for the District of Columbia (*Meta Platforms, Inc. v. FTC*), asserting constitutional challenges to the structure of the FTC, and seeking to preliminarily enjoin the FTC proceeding during the pendency of the litigation. On December 13, 2023, the FTC filed an opposition to our motion for preliminary injunction and a motion to dismiss the complaint. On March 14, 2024, the district court denied our motion to preliminarily enjoin the FTC proceeding during the pendency of the litigation, and also denied the FTC's motion to dismiss our complaint without prejudice, pending the U.S. Supreme Court's decision in *SEC v. Jarkesy (Jarkesy)*. Our motion for a stay of the FTC proceeding pending appeal was denied in March 2024. Both the district court action and the appeal were

[Table of Contents](#)

stayed pending the Supreme Court's decision in *Jarkesy*. Following the Supreme Court's ruling in *Jarkesy* on June 27, 2024, the government filed a renewed motion to dismiss, which was fully briefed as of October 18, 2024. On June 29, 2025, the district court granted our request for a stay in light of the Court of Appeals' May 16, 2025 decision in the jurisdictional case, and on January 20, 2026, the district court continued the stay and ordered the parties to file a status update by June 8, 2026.

On April 1, 2024, we filed our response to the FTC's Order to Show Cause, arguing, among other things, that the Order to Show Cause proceeding was legally improper. Per FTC orders, we completed briefing on threshold legal issues on July 18, 2024, and the FTC held oral argument before the Commissioners on those issues on November 12, 2024. On January 10, 2025, the Commission issued a decision on certain threshold legal issues, including that the Commission has statutory authority to modify consent orders. The Commission stated that its decision is subject to Meta's jurisdictional challenges then pending before the U.S. Court of Appeals for the District of Columbia Circuit in *U.S. v. Facebook, Inc.*, and that the nature and scope of any further administrative proceedings would be addressed at a later date. On July 30, 2025, the Commission issued an order staying the Order to Show Cause proceeding pending final resolution of the two judicial cases we filed challenging the proceeding. Through the administrative process, the FTC could amend the order to impose the additional requirements set forth in the proposed order. We should have the opportunity to appeal an FTC decision modifying the order and could request the appellate court to stay the enforcement of the modifications to the order while the appeal is pending. It is unclear whether the appeal or the request for a stay would be successful.

We also notify the Irish Data Protection Commission (IDPC), our lead European Union privacy regulator under the General Data Protection Regulation (GDPR), of certain other personal data breaches and privacy issues, issue similar notifications to European regulators under other laws (such as UK GDPR and Member State implementations of the ePrivacy Directive), and are subject to inquiries and investigations by the IDPC and other European regulators regarding various aspects of our regulatory compliance. For example, the IDPC is continuing to assess the compliance of our "subscription for no ads" consent model with requirements under the GDPR. In addition, on May 12, 2023, the IDPC issued a Final Decision concluding that Meta Platforms Ireland's reliance on Standard Contractual Clauses in respect of certain transfers of European Economic Area (EEA) Facebook user data was not in compliance with the GDPR. The IDPC issued an administrative fine of EUR €1.2 billion as well as corrective orders, which is described further in "Legal Proceedings" contained in Part I, Item 3 of this Annual Report on Form 10-K. The interpretation of the GDPR is still evolving, including through decisions of the Court of Justice of the European Union, and draft decisions in investigations by the IDPC are subject to review by other European privacy regulators as part of the GDPR's cooperation and consistency mechanisms, which may lead to significant changes in the final outcome of such investigations. As a result, the interpretation and enforcement of the GDPR, as well as the imposition and amount of penalties for non-compliance, are subject to significant uncertainty. Although we are vigorously defending our regulatory compliance, we have accrued significant amounts for loss contingencies related to these inquiries and investigations in Europe, and we believe there is a reasonable possibility that additional accruals for losses related to these matters could be material individually or in the aggregate. In addition, we are subject to individual and class actions in Europe relating to matters that are or have been the subject of regulatory investigations.

Beginning on June 7, 2021, multiple putative class actions were filed against us alleging that we improperly received individuals' information from third-party websites or apps via our business tools in violation of our terms and various state and federal laws and seeking unspecified damages and injunctive relief (for example, *In re Meta Pixel Healthcare Litigation*; *In re Meta Pixel Tax Filing Cases*; *Frasco v. Flo Health, Inc.*; *Doe v. Hey Favor, Inc. et al.*; *Doe v. GoodRx Holdings, Inc. et al.* in the U.S. District Court for the Northern District of California; and *Rickwalder, et al. v. Meta Platforms, Inc.* in the Santa Clara County Superior Court). These cases are in different stages, but several of our motions to dismiss have been denied in whole or in part, while certain others have been granted in whole or in part. In *Rickwalder*, the Superior Court denied plaintiffs' motion for class certification and the plaintiffs have appealed that decision. In *Flo Health*, on August 1, 2025, a jury returned a verdict on liability in favor of the plaintiffs and on behalf of a California subclass on the sole claim remaining against Meta under Section 632 of the California Invasion of Privacy Act. Plaintiffs are seeking \$5,000 in statutory damages per class member and have asserted that there are up to approximately 1.6 million class members. The amount of potential damages is uncertain at this time. In addition, we are subject to individual and class actions in Europe, as well as regulatory investigations in the United States, Europe, and elsewhere, relating to similar matters with regard to our business tools.

Competition

We are subject to various litigation and government inquiries and investigations, formal or informal, by competition authorities in the United States, Europe, and other jurisdictions. Such investigations, inquiries, and lawsuits concern, among other things, our business practices in the areas of social networking or social media services, digital advertising, and/or mobile or online applications, as well as our acquisitions. For example, in 2019 we became the subject of antitrust

[Table of Contents](#)

investigations by the FTC and U.S. Department of Justice. On December 9, 2020, the FTC filed a complaint (*FTC v. Meta Platforms, Inc.*) against us in the U.S. District Court for the District of Columbia alleging that we engaged in anticompetitive conduct and unfair methods of competition in violation of Section 5 of the Federal Trade Commission Act and Section 2 of the Sherman Act, including by acquiring Instagram in 2012 and WhatsApp in 2014 and by maintaining conditions on access to our platform. The FTC sought a permanent injunction against our company's alleged violations of the antitrust laws, and other equitable relief, including divestiture or reconstruction of Instagram and WhatsApp. On June 28, 2021, the court granted our motion to dismiss the complaint filed by the FTC with leave to amend. On August 19, 2021, the FTC filed an amended complaint, and on October 4, 2021, we filed a motion to dismiss this amended complaint. On January 11, 2022, the court denied our motion to dismiss the FTC's amended complaint. On April 5, 2024, we filed our motion for summary judgment and the FTC filed its opposition and its own motion for partial summary judgment on May 24, 2024. On November 13, 2024, the court granted in part and denied in part both our and the FTC's motions for summary judgment. Trial began on April 14, 2025 and concluded on May 27, 2025. On November 18, 2025, the court granted judgment in our favor. On January 20, 2026, the FTC filed a notice of appeal of that ruling. Multiple putative class actions have also been filed in state and federal courts in the United States and in the United Kingdom against us alleging violations of antitrust laws and other causes of action in connection with these acquisitions and/or other alleged anticompetitive conduct, and seeking damages and injunctive relief. Several of the cases brought on behalf of certain advertisers and users in the United States were consolidated in the U.S. District Court for the Northern District of California (*Klein et al., v. Meta Platforms, Inc.*). On December 30, 2024, we filed our motion for summary judgment in the putative class action brought on behalf of certain advertisers, which is pending with the court. On January 24, 2025, the court denied plaintiffs' motion for class certification in the action brought on behalf of users, permitting it to proceed only on an individual basis as to the named plaintiffs. On September 29, 2025, in the user action, the court granted our motion, entering judgment in our favor. On October 27, 2025, plaintiffs in the user action filed a notice of appeal.

On February 11, 2022, a putative class action was filed against us in the UK Competition Appeals Tribunal (CAT) under the UK collective proceedings regime (*Lovdahl-Gormsen v. Meta Platforms, Inc. et al.*). On October 6, 2023, following the denial of class certification, the class representative submitted an amended claim alleging abuse of dominance relating to aspects of our data processing practices and seeking damages. The CAT certified the amended claim on February 15, 2024. Trial is scheduled to begin in September 2027.

We are also subject to litigation in Europe brought by news and media companies alleging anticompetitive conduct in relation to aspects of our historic data processing practices. For example, on December 1, 2023, 87 news media companies filed a joint action against us in Spain in relation to our legal basis under the GDPR for behavioral advertising, alleging unfair competition and abuse of dominance (*Asociacion de Medios de Informacion (AMI) v. Meta Ireland*). On November 19, 2025, the court issued judgment against us, finding that AMI had failed to establish abuse of dominance but upholding its case on unfair competition and awarding damages of approximately EUR €542 million. We have appealed the decision. In addition, on October 24, 2024, ten radio and television publishers commenced a separate claim against us in Spain on the same basis (*Union de Televisiones Comerciales Asociadas (UTECA) v. Meta Ireland*). In addition, on April 29, 2025, a similar unfair competition claim was filed against us by 67 media companies in France (*Amaury et al. v. Meta Platforms Ireland Limited*). Trial is expected to take place in 2027.

In December 2022, the European Commission issued a Statement of Objections alleging that we tie Facebook Marketplace to Facebook and use data in a manner that infringes European Union competition rules. On November 18, 2024, the European Commission issued a decision that Meta infringed Article 102 on the Treaty of the Functioning of the European Union in relation to certain alleged business practices relating to Facebook Marketplace and imposed a fine of approximately EUR €798 million. We appealed the European Commission's decision on January 28, 2025.

In March 2024, the European Commission opened an investigation into the compliance of our "subscription for no ads" consent model with requirements under Article 5(2) of the Digital Markets Act (DMA). The European Commission issued preliminary findings on July 1, 2024 reflecting its preliminary view that our model does not comply with such requirements. In April 2025, the European Commission issued a final decision that our "subscription for no ads" model does not comply with such requirements and imposed a fine of EUR €200 million. Based on feedback from the European Commission in connection with the DMA, we launched less personalized ads (LPA) in November 2024 and made significant modifications to LPA since the European Commission issued its final decision. We appealed the European Commission's decision on July 4, 2025, but further modifications to our model may be imposed during the appeal process, which could result in a materially worse user experience for European users and a significant impact to our European business and revenue.

Securities and Other Actions

Beginning on March 20, 2018, multiple putative class actions and derivative actions were filed in state and federal courts in the United States and elsewhere against us and certain of our directors and officers alleging violations of securities laws, breach of fiduciary duties, and other causes of action in connection with our platform and user data practices as well as the misuse of certain data by a developer that shared such data with third parties in violation of our terms and policies, and seeking unspecified damages and injunctive relief. Beginning on July 27, 2018, two putative class actions were filed in federal court in the United States against us and certain of our directors and officers alleging violations of securities laws in connection with the disclosure of our earnings results for the second quarter of 2018 and seeking unspecified damages. These two actions subsequently were transferred and consolidated in the U.S. District Court for the Northern District of California (*In Re Facebook, Inc. Securities Litigation*) with the putative securities class action described above relating to our platform and user data practices. In a series of orders in 2019 and 2020, the district court granted our motions to dismiss the plaintiffs' claims. On January 17, 2022, the plaintiffs filed a notice of appeal of the order dismissing their case, and on October 18, 2023, the U.S. Court of Appeals for the Ninth Circuit issued its decision affirming in part and reversing in part the district court's order dismissing the plaintiffs' case. We filed a petition for writ of certiorari on March 4, 2024 with the U.S. Supreme Court, seeking review of the Ninth Circuit's order. The Supreme Court granted in part our petition for writ of certiorari on June 10, 2024, and following oral argument issued an order on November 22, 2024 dismissing the grant of certiorari as improvidently granted. On January 24, 2025, the U.S. Court of Appeals for the Ninth Circuit returned the case to the district court. On July 1, 2025, the plaintiffs filed a fourth amended complaint. On September 2, 2025, we filed a motion to dismiss the fourth amended complaint.

We are also subject to other government inquiries and investigations relating to our business activities and disclosure practices. For example, beginning in September 2021, we became subject to government investigations and requests relating to a former employee's allegations and release of internal company documents concerning, among other things, our algorithms, advertising and user metrics, and content enforcement practices, as well as misinformation and other undesirable activity on our platform, and user well-being. We have since received additional requests relating to these and other topics. Beginning on October 27, 2021, multiple putative class actions and derivative actions were filed in the U.S. District Court for the Northern District of California against us and certain of our directors and officers alleging violations of securities laws, breach of fiduciary duties, and other causes of action in connection with the same matters, and seeking unspecified damages (*Ohio Pub. Empl. Ret. Sys. v. Meta Platforms, Inc.*). On September 30, 2024, the court dismissed certain claims with leave to amend, but determined certain claims regarding content enforcement practices and user well-being could proceed against us and certain of our current and former directors and officers.

On March 8, 2022, a putative class action was filed in the U.S. District Court for the Northern District of California against us and certain of our directors and officers alleging violations of securities laws in connection with the disclosure of our earnings results for the fourth quarter of 2021 and seeking unspecified damages (*Plumbers & Steamfitters Local 60 Pension Trust v. Meta Platforms, Inc.*). On July 18, 2023, the court dismissed the claims against Meta and its officers with leave to amend. On September 18, 2023, the plaintiffs filed an amended complaint and on September 17, 2024, the court dismissed the claims with prejudice. On October 14, 2024, plaintiffs filed their notice of appeal and oral argument was held on January 6, 2026.

Youth-Related Actions

Beginning in January 2022, we became subject to litigation and other proceedings that were filed in various federal and state courts in the United States as well as other jurisdictions alleging that Facebook and Instagram cause "social media addiction" in users, with most proceedings focused on those under 18 years old, resulting in various mental health and other harms. Putative class actions have been filed in the United States, Brazil, Canada, Europe, and elsewhere on behalf of users in those jurisdictions, and numerous school districts, municipalities, and tribal nations have filed public nuisance claims in the United States, Brazil, and/or Canada based on similar allegations. On October 6, 2022, the U.S. federal cases were centralized in the U.S. District Court for the Northern District of California (*In re Social Media Adolescent Addiction Product Liability Personal Injury Litigation*). Beginning in March 2023, U.S. states and territories began filing lawsuits on these topics in various federal and state courts. These additional lawsuits include allegations regarding violations of the Children's Online Privacy Protection Act (COPPA), child sexual abuse material and other child safety concerns, as well as violations of state consumer protection laws, unfair business practices, public nuisance, and products liability, with proceedings focused on our alleged business practices (including the use of end-to-end encryption) and harms to users under 18 years old. Certain of the lawsuits described above have since expanded to include various other claims relating to our services, including with respect to age verification, AI and AI chatbots, deceptive advertising, illicit or illegal activity with respect to drugs, fraud, and

[Table of Contents](#)

firearms, and privacy-related matters, among others. These lawsuits seek damages and injunctive relief, and include cases filed by various state attorneys general in *In re Social Media Adolescent Addiction Product Liability Personal Injury Litigation* in the U.S. District Court for the Northern District of California, as well as various state courts around the country. Trial in the first of the personal injury cases began on January 27, 2026 in *Judicial Council Coordination Proceeding No. 5255* pending in Los Angeles County California Superior Court. Trial in the first of the state attorneys general cases is currently scheduled to begin on February 2, 2026 in the First Judicial District Court of New Mexico, in a case brought by the New Mexico Attorney General. Trials in other state attorneys general cases are currently scheduled or expected to be scheduled in the second half of 2026 or in 2027. The first trial in the multidistrict litigation (*In re Social Media Adolescent Addiction Product Liability Personal Injury Litigation*) is a school district bellwether case and is scheduled to begin on June 15, 2026. Across the cases described above, the damages or penalties that plaintiffs have indicated they intend to seek range widely in amount, including in certain cases up to the high tens of billions of dollars. In addition, beginning in November 2024, counsel for over one hundred thousand individual claimants have sent mass arbitration demands relating to "social media addiction" and related harms allegedly caused by Instagram.

We are also subject to government investigations and requests from multiple regulators in various jurisdictions globally concerning the use of our products and services, and the alleged mental and physical health and safety and privacy impacts on users, particularly younger users, as well as the accuracy of our statements about youth and parental features. On May 16, 2024, the European Commission opened formal proceedings assessing our compliance with certain requirements under Articles 28, 34, and 35 of the Digital Services Act (DSA), including the way in which we identified, assessed, and mitigated against certain systemic risks to minors and other vulnerable users that may stem from the design and functioning of Instagram and Facebook.

Other Actions

Beginning on August 15, 2018, multiple putative class actions were filed against us alleging that we inflated our estimates of the potential audience size for advertisements, resulting in artificially increased demand and higher prices. The cases were consolidated in the U.S. District Court for the Northern District of California (*DZ Reserve v. Facebook, Inc.*) and seek unspecified damages and injunctive relief. In a series of rulings in 2019, 2021, and 2022, the court dismissed certain of the plaintiffs' claims, but permitted their fraud and unfair competition claims to proceed. On March 29, 2022, the court granted the plaintiffs' motion for class certification. On March 21, 2024, the U.S. Court of Appeals for the Ninth Circuit affirmed in part and reversed in part the order granting class certification. On May 3, 2024, we filed a petition for panel rehearing and rehearing en banc, which was denied by the Ninth Circuit. We filed a petition for a writ of certiorari with the U.S. Supreme Court on October 2, 2024, which was denied. We then moved to compel arbitration, which the district court denied. We appealed the denial of our motion to compel arbitration to the Ninth Circuit on December 3, 2025. The matter is stayed in district court pending resolution of our appeal.

Beginning on July 7, 2023, multiple cases, including putative class actions, were filed against us in the United States and elsewhere, alleging that we improperly acquired, distributed, and used various copyrighted materials and/or other types of data to train our artificial intelligence models and seeking unspecified damages and injunctive relief. In the United States, statutory damages for copyright liability are calculated on a per work basis, which may result in substantial damages, particularly given the large volumes of data required to train AI models. The cases in the United States, which were filed in the U.S. District Court for the Northern District of California (*Kadrey, et al. v. Meta Platforms, Inc., Chabon, et al. v. Meta Platforms, Inc. and Farnsworth v. Meta Platforms, Inc.*) and U.S. District Court for the Southern District of New York (*Huckabee, et al. v. Meta Platforms, Inc. et al.*), which was subsequently transferred to the U.S. District Court for the Northern District of California, have been consolidated into *Kadrey, et al. v. Meta Platforms, Inc.* Motions for summary judgment were heard in this case on May 1, 2025, including on the issue of the applicability of the fair use defense to use of copyrighted books for generative AI model training. On June 25, 2025, the court granted our motion for summary judgment on fair use as to the named plaintiffs in the case. The parties will proceed to brief the remaining claim of copyright infringement due to alleged distribution of books to third parties during the downloading process. The court is scheduled to hear summary judgment motions on July 16, 2026. Beginning in November 2025, additional cases with similar claims were filed against us in the U.S. District Court for the Northern District of California (*Entrepreneur Media v. Meta Platforms, Inc., Carreyrou et al. v. Anthropic PBC, et al. and TED Entertainment, Inc. v. Meta Platforms, Inc.*). We expect some of these cases will be set for trial beginning in mid-2027.

[Table of Contents](#)

On April 30, 2024, the European Commission opened formal proceedings against us to assess Facebook and Instagram's compliance with certain requirements under Articles 14, 16, 17, 20, 24, 25, 34, 35, and 40 of the DSA, regarding a range of topics including elections, content reporting and appeals, third-party access to data, political content recommendations, potential deceptive advertising and disinformation, including the way in which we identified, assessed, and mitigated against certain systemic risks on Instagram and Facebook. The Commission issued preliminary findings with respect to some of these topics on October 24, 2025 reflecting its preliminary view that we have infringed DSA obligations related to notice and action mechanisms for illegal content reporting, content moderation decision appeals, and data access for researchers. We have an opportunity to respond to the preliminary findings, and would also have an opportunity to appeal a final decision by the Commission. We are also responding to regulatory inquiries and litigation related to allegedly deceptive advertising, including but not limited to financial scams and the use of our services to promote deceptive activity, in other parts of the world.

We are also subject to other litigation and government inquiries and investigations relating to advertising on our platform and our alleged role in causing or contributing to various societal harms, including illegal activity with respect to drugs, fraud, deceptive activity, unlawful discrimination, and other harms potentially impacting large numbers of people. We have received additional requests relating to these and other topics including in connection with news outlet reporting regarding these issues in the fourth quarter of 2025.

In addition, we are subject to litigation and other proceedings involving law enforcement and other regulatory agencies, including in particular in Brazil, Russia, and other countries in Europe, in order to ascertain the precise scope of our legal obligations to comply with the requests of those agencies, including our obligation to disclose user information in particular circumstances. A number of such instances have resulted in the assessment of fines and penalties against us. We believe we have multiple legal grounds to satisfy these requests or prevail against associated fines and penalties, and we intend to vigorously defend such fines and penalties.

Indemnifications

In the normal course of business, to facilitate transactions of services and products, we have agreed to indemnify certain parties with respect to certain matters. We have agreed to hold certain parties harmless against losses arising from a breach of representations or covenants, or out of intellectual property infringement or other claims made by third parties. These agreements may limit the time within which an indemnification claim can be made and the amount of the claim. In addition, we have entered into indemnification agreements with our officers, directors, and certain employees, and our certificate of incorporation and bylaws contain similar indemnification obligations.

It is not possible to determine the maximum potential amount under these indemnification agreements due to the limited history of prior indemnification claims and the unique facts and circumstances involved in each particular agreement. Historically, payments made by us under these agreements have not had a material impact on our consolidated financial statements. In our opinion, as of December 31, 2025, there was not a reasonable possibility we had incurred a material loss with respect to indemnification of such parties. Liabilities recorded for costs related to indemnification through December 31, 2025 were not material.

Note 12. Stockholders' Equity**Common Stock**

Our certificate of incorporation authorizes the issuance of Class A common stock and Class B common stock. As of December 31, 2025, we are authorized to issue 5,000 million shares of Class A common stock and 4,141 million shares of Class B common stock, each with a par value of \$0.000006 per share. Holders of our Class A common stock and Class B common stock are entitled to dividends when, as, and if declared by our board of directors, subject to the rights of the holders of all classes of stock outstanding having priority rights to dividends. The holder of each share of Class A common stock is entitled to one vote, while the holder of each share of Class B common stock is entitled to ten votes. Shares of our Class B common stock are convertible into an equivalent number of shares of our Class A common stock and generally convert into shares of our Class A common stock upon transfer. Class A common stock and Class B common stock are collectively referred to as common stock throughout the notes to these financial statements, unless otherwise noted. As of December 31, 2025, there were 2,187 million shares of Class A common stock and 343 million shares of Class B common stock issued and outstanding.

Capital Return Program*Share Repurchase*

Our board of directors has authorized a share repurchase program of our Class A common stock, which commenced in January 2017 and does not have an expiration date. As of December 31, 2024, \$51.28 billion remained available and authorized for repurchases under this program. In 2025, we repurchased and subsequently retired 40 million shares of our Class A common stock for an aggregate amount of \$26.26 billion, including excise taxes. As of December 31, 2025, \$25.03 billion remained available and authorized for repurchases.

The timing and actual number of shares repurchased under the repurchase program depend on a variety of factors, including price, general business and market conditions, and other investment opportunities. Shares may be repurchased through open market purchases or privately negotiated transactions, including through the use of trading plans intended to qualify under Rule 10b5-1 under the Securities Exchange Act of 1934, as amended. Our share repurchase program may be suspended, delayed, discontinued, or accelerated at any time.

Dividend

The following table summarizes our dividends activities for the periods presented (in millions, except per share amounts):

Record Date	Payment Date	Dividend Per Share	Class A	Class B	Total
2025					
March 14, 2025	March 26, 2025	\$ 0.525	\$ 1,145	\$ 180	\$ 1,325
June 16, 2025	June 26, 2025	\$ 0.525	\$ 1,142	\$ 180	\$ 1,322
September 22, 2025	September 29, 2025	\$ 0.525	\$ 1,143	\$ 180	\$ 1,323
December 15, 2025	December 23, 2025	\$ 0.525	\$ 1,148	\$ 180	\$ 1,328
2024					
February 22, 2024	March 26, 2024	\$ 0.50	\$ 1,099	\$ 174	\$ 1,273
June 14, 2024	June 26, 2024	\$ 0.50	\$ 1,093	\$ 173	\$ 1,266
September 16, 2024	September 26, 2024	\$ 0.50	\$ 1,090	\$ 172	\$ 1,262
December 16, 2024	December 27, 2024	\$ 0.50	\$ 1,095	\$ 172	\$ 1,267

Beginning in the first quarter of 2025, our board of directors increased the cash dividend by 5% to \$0.525 per share of outstanding Class A and Class B common stock. During the years ended December 31, 2025 and 2024, dividend equivalent payments on eligible equity awards, which are not included above, were not material.

Subject to legally available funds and future declaration by our board of directors, we currently intend to continue to pay a quarterly cash dividend on our outstanding common stock. The declaration and payment of future dividends is at the sole

[Table of Contents](#)

discretion of our board of directors after taking into account various factors, including our financial condition, operating results, available cash, and current and anticipated cash needs.

Share-based Compensation Plan

Our board of directors and stockholders approved our 2025 Equity Incentive Plan (2025 Plan), effective as of May 28, 2025, which serves as the successor to our 2012 Equity Incentive Plan (2012 Plan) and provides for the issuance of RSUs, incentive and nonqualified stock options, restricted stock awards, stock appreciation rights, performance shares, and stock bonuses to qualified employees, directors, and consultants. No new awards will be issued under the 2012 Plan as of the effective date of the 2025 Plan. Outstanding awards under the 2012 Plan continue to be subject to the terms and conditions of the 2012 Plan. Shares that are withheld in connection with the net settlement of RSUs granted under the 2012 Plan and 2025 Plan, as well as forfeited shares underlying RSUs that were granted under the 2012 Plan and 2025 Plan, are added to the reserves of the 2025 Plan.

As of December 31, 2025, there were 454 million shares of our Class A common stock reserved for future issuance under our 2025 Plan. Pursuant to the automatic increase provision under our 2025 Plan, the number of shares reserved for issuance increases automatically on January 1 of each of the calendar years during the term of the 2025 Plan, which will continue through May 2035, by a number of shares of Class A common stock equal to the lesser of (i) 2.5% of the total issued and outstanding shares of our Class A common stock as of the immediately preceding December 31st or (ii) a number of shares determined by our board of directors. Pursuant to this automatic increase provision, our board of directors approved an increase of 55 million shares of Class A common stock reserved for issuance, effective January 1, 2026.

The following table summarizes our share-based compensation expense, which consists of the RSU expense, by line item in our consolidated statements of income (in millions):

	Year Ended December 31,		
	2025	2024	2023
Cost of revenue	\$ 1,124	\$ 1,055	\$ 740
Research and development	17,485	13,683	11,429
Marketing and sales	926	1,026	952
General and administrative	892	926	906
Total	\$ 20,427	\$ 16,690	\$ 14,027

The following table summarizes the activities for our unvested RSUs for the year ended December 31, 2025:

	Number of Shares	Weighted-Average
	(in thousands)	Grant Date Fair Value Per Share
Unvested at December 31, 2024	122,632	\$ 302.27
Granted	69,666	\$ 661.57
Vested	(61,906)	\$ 317.68
Forfeited	(14,840)	\$ 379.82
Unvested at December 31, 2025	115,552	\$ 500.68

The fair value as of the respective vesting dates of RSUs that vested during the years ended December 31, 2025, 2024, and 2023 was \$43.11 billion, \$33.14 billion, and \$17.46 billion, respectively. The income tax benefit recognized related to awards vested during the years ended December 31, 2025, 2024, and 2023 was \$9.33 billion, \$6.95 billion, and \$3.65 billion, respectively.

As of December 31, 2025, unrecognized share-based compensation expense related to RSU awards was \$54.81 billion, which is expected to be recognized over a weighted-average period of approximately three years based on vesting under the award service conditions.

Note 13. Interest and Other Income, Net

The following table presents the detail of interest and other income, net (in millions):

	Year Ended December 31,		
	2025	2024	2023
Interest income	\$ 2,123	\$ 2,517	\$ 1,639
Interest expense	(1,165)	(715)	(446)
Foreign currency exchange gains (losses), net	352	(690)	(366)
Other income (expense), net	1,346	171	(150)
Total interest and other income, net	\$ 2,656	\$ 1,283	\$ 677

Note 14. Income Taxes

The components of income before provision for income taxes are as follows (in millions):

	Year Ended December 31,		
	2025	2024	2023
Domestic	\$ 79,644	\$ 66,342	\$ 43,499
Foreign	6,288	4,321	3,929
Income before provision for income taxes	\$ 85,932	\$ 70,663	\$ 47,428

The provision for income taxes consists of the following (in millions):

	Year Ended December 31,		
	2025	2024	2023
Current:			
Federal	\$ 2,820	\$ 9,569	\$ 4,934
State	745	775	577
Foreign	3,154	2,696	2,688
Total current tax expense	6,719	13,040	8,199
Deferred:			
Federal	18,379	(4,709)	67
State	395	(43)	123
Foreign	(19)	15	(59)
Total deferred tax (benefits) expense	18,755	(4,737)	131
Provision for income taxes	\$ 25,474	\$ 8,303	\$ 8,330

As a result of the implementation of the One Big Beautiful Bill Act (OBBBA) enacted in July 2025, we expect to incur Corporate Alternative Minimum Tax (CAMT) beginning in 2025. We recorded a \$15.93 billion charge in the third quarter of 2025, of which \$14.03 billion was a valuation allowance against our U.S. federal deferred tax assets as of the enactment date of OBBBA, and the remaining was mostly related to the reduction of the benefit of the foreign-derived intangible income deduction. In determining the valuation allowance, our accounting policy incorporates the expected impact of future years' CAMT in assessing the realizability of our deferred tax assets.

[Table of Contents](#)

Beginning in 2025 annual reporting, we adopted ASU 2023-09 prospectively. See Note 1 — Summary of Significant Accounting Policies – Recently Adopted Accounting Pronouncements for additional details on the adoption of ASU 2023-09. A reconciliation of the U.S. federal statutory income tax rate to our effective tax rate pursuant to the disclosure requirements of ASU 2023-09 for the year ended December 31, 2025 is as follows (in millions, except percentages):

	Year Ended December 31, 2025	
U.S. federal statutory income tax rate	\$ 18,046	21.0 %
State and local income taxes, net of federal income tax effect ⁽¹⁾	(202)	(0.2)
Foreign tax effects	1,464	1.7
Tax credits		
Research and development tax credits	(3,912)	(4.6)
U.S. foreign tax credits	(1,405)	(1.6)
Valuation allowances ⁽²⁾	11,974	13.9
Changes in unrecognized tax benefits ⁽³⁾	3,127	3.6
Other adjustments		
Excess tax benefits from share-based compensation	(4,307)	(5.0)
Other ⁽⁴⁾	689	0.8
Effective tax rate	<u>\$ 25,474</u>	<u>29.6 %</u>

(1) California represents the majority of the tax effect in this category.

(2) Primarily related to the implementation of OBBBA.

(3) Changes in unrecognized tax benefits on an aggregated basis for all jurisdictions.

(4) Includes the tax effects of enactment of new tax laws (excluding implementation of OBBBA reflected in valuation allowances), effect of cross-border tax laws, and nontaxable or nondeductible items.

A reconciliation of the U.S. federal statutory income tax rates to our effective tax rate for the years ended December 31, 2024 and 2023 is as follows (in percentages):

	Year Ended December 31,	
	2024	2023
U.S. federal statutory income tax rate	21.0 %	21.0 %
State income taxes, net of federal benefit	0.7	1.1
Share-based compensation	(3.7)	(0.6)
Research and development tax credits	(2.9)	(1.5)
Foreign-derived intangible income deduction	(4.9)	(4.3)
Effect of non-U.S. operations	0.2	0.9
Other	1.4	1.0
Effective tax rate	<u>11.8 %</u>	<u>17.6 %</u>

[Table of Contents](#)

Cash paid for income taxes, net of refunds received, by jurisdiction pursuant to the disclosure requirements of ASU 2023-09 for the year ended December 31, 2025 is as follows (in millions):

	Year Ended December 31, 2025	
Federal	\$	4,118
State		331
Foreign		
Brazil		884
India		652
Ireland		567
Other		1,026
Cash paid for income taxes, net of refunds received	\$	7,578

Our deferred tax assets (liabilities) are as follows (in millions):

	December 31,	
	2025	2024
Deferred tax assets:		
Loss carryforwards	\$ 4,432	\$ 289
Tax credit carryforwards	10,506	2,771
Share-based compensation	706	520
Accrued expenses and other liabilities	2,741	2,223
Lease liabilities	5,150	3,940
Capitalized research and development	4,138	16,743
Unrealized losses in securities and investments	143	115
Other	274	442
Total deferred tax assets	28,090	27,043
Less: valuation allowance	(15,895)	(3,506)
Deferred tax assets, net of valuation allowance	12,195	23,537
Deferred tax liabilities:		
Depreciation and amortization	(15,901)	(10,959)
Right-of-use assets	(4,453)	(3,000)
Unrealized gains in securities and investments	(621)	—
Other	(387)	—
Total deferred tax liabilities	(21,362)	(13,959)
Net deferred tax assets (liabilities)	\$ (9,167)	\$ 9,578

The valuation allowance was approximately \$15.90 billion as of December 31, 2025, mostly related to U.S. federal deferred tax assets, including certain tax credits and attributes that are not expected to be realized due to the anticipated impact of future years' CAMT, and state tax credit carryforwards. The valuation allowance was approximately \$3.51 billion as of December 31, 2024, mostly related to U.S. state tax credit carryforwards, U.S. foreign tax credits, and unrealized losses in marketable securities.

As of December 31, 2025, our U.S. federal net operating loss carryforwards were \$16.35 billion, most of which do not expire. Our state net operating loss carryforwards were \$3.79 billion, which will begin to expire in 2031 if not utilized. As of December 31, 2025, we have federal and state tax credit carryforwards of \$7.85 billion and \$6.80 billion, respectively, most of which do not expire.

[Table of Contents](#)

Utilization of our net operating loss and tax credit carryforwards may be subject to substantial annual limitations due to the ownership change limitations provided by the Internal Revenue Code and similar state provisions. Such annual limitations could result in the expiration of the net operating loss and tax credit carryforwards before their utilization. The events that may cause ownership changes include, but are not limited to, a cumulative stock ownership change of greater than 50% over a three-year period.

We have not accrued taxes related to the outside basis difference in the contributed capital of our foreign subsidiaries, as we currently intend to indefinitely reinvest that capital. The determination of the amount of the deferred tax liability is not practicable.

The following table reflects changes in the gross unrecognized tax benefits (in millions):

	Year Ended December 31,		
	2025	2024	2023
Gross unrecognized tax benefits - beginning of period	\$ 15,131	\$ 11,666	\$ 10,757
Increases related to prior year tax positions	900	685	168
Decreases related to prior year tax positions	(1,131)	(6)	(263)
Increases related to current year tax positions	2,863	2,882	1,204
Decreases related to settlements of prior year tax positions	(1,264)	(9)	(199)
Decreases related to lapses of statute of limitations	(49)	(87)	(1)
Gross unrecognized tax benefits - end of period	\$ 16,450	\$ 15,131	\$ 11,666

These unrecognized tax benefits were primarily accrued for the uncertainties with our research tax credits and transfer pricing with our foreign subsidiaries, which include licensing of intellectual property, providing services and other transactions. During all years presented, we recognized interest and penalties related to unrecognized tax benefits within the provision for income taxes on our consolidated statements of income. The amount of interest and penalties accrued as of December 31, 2025, 2024, and 2023 were \$2.60 billion, \$2.21 billion, and \$1.48 billion, respectively.

If our gross unrecognized tax benefits of \$16.45 billion as of December 31, 2025 were realized in a future period, this would result in a tax benefit of \$11.25 billion within our provision of income taxes at such time.

Our long-term income tax liabilities include \$11.23 billion related to the uncertain tax positions and \$9.78 billion related to deferred tax liabilities as of December 31, 2025.

We are subject to taxation in the United States and various other state and foreign jurisdictions. The material jurisdictions in which we are subject to potential examination include the United States and Ireland. Our 2014 through 2016 tax years are with the Internal Revenue Service (IRS) Independent Office of Appeals for certain unresolved issues. Our 2020 and subsequent tax years remain open to examination by the IRS. Our 2021 and subsequent tax years remain open to examination by the Irish Revenue Commissioners.

Facebook, Inc. v. Comm'r of Internal Revenue

In July 2016, we received a Statutory Notice of Deficiency (Notice) from the IRS related to transfer pricing with our foreign subsidiaries in conjunction with the examination of the 2010 tax year. While the Notice applies only to the 2010 tax year, the IRS stated that it will also apply its position for tax years subsequent to 2010 and has done so in years covered by the second Notice described below. We did not agree with the position of the IRS and filed a petition in the Tax Court challenging the Notice (*Facebook, Inc. v. Comm'r of Internal Revenue* (2010 tax year)). On January 15, 2020, the IRS' amendment to answer was filed stating that it planned to assert at trial an adjustment that is higher than the adjustment stated in the Notice. The first session of the trial was completed in March 2020 and the final trial session was completed in August 2022.

In March 2018, we received a second Notice ("2011-2013 Notice") from the IRS in conjunction with the examination of our 2011 through 2013 tax years. The IRS applied its position from the 2010 tax year to each of these years and also

[Table of Contents](#)

proposed new adjustments related to other transfer pricing with our foreign subsidiaries and certain tax credits that we claimed. We do not agree with the positions of the IRS in the second Notice and have filed a petition in the Tax Court challenging the second Notice (*Facebook, Inc. v. Comm'r of Internal Revenue* (2011-2013 tax years)).

On May 22, 2025, the Tax Court issued its opinion in *Facebook, Inc. v. Comm'r of Internal Revenue* (2010 tax year). The Tax Court opinion provided a value of \$7.79 billion for the intellectual property transferred to our international subsidiary, which is \$1.48 billion higher than we reported. We estimated the net tax effects based on the revised value, and our provision for income taxes increased due to the remeasurement of unrecognized tax benefits. The Tax Court will review tax estimates submitted by both parties and determine the tax due in its forthcoming Tax Court decision. We will reassess any remeasurement of unrecognized tax benefits in the period in which the Tax Court decision is entered. At that time, we and the IRS will each have the option to file an appeal to the Ninth Circuit U.S. Court of Appeals.

In September 2025, we received a Statutory Notice of Deficiency ("2017-2019 Notice") from the IRS, asserting an additional \$15.89 billion in tax, plus interest and penalties for our 2017 through 2019 tax years. This 2017-2019 Notice primarily relates to transfer pricing with our foreign subsidiaries and other international tax adjustments. The largest issue in the 2017-2019 Notice relates to the same underlying transfer pricing transaction that we litigated in the 2010 tax year trial and for which we received a Tax Court opinion in May 2025. The IRS' proposed adjustments do not represent a final determination and do not reflect offsets, including reduction in tax we would owe under the mandatory transition tax on accumulated foreign earnings, global intangible low-taxed income tax, and foreign-derived intangible income deduction from the 2017 Tax Cuts and Jobs Act. We do not agree with the IRS' position and filed a petition with the Tax Court in December 2025 to challenge the 2017-2019 Notice. As of December 31, 2025, we believe our accrual for unrecognized tax benefits is adequate.

We believe that adequate amounts have been reserved in accordance with ASC 740 for any adjustments to the provision for income taxes or other tax items that may ultimately result from these examinations. We have a number of years remaining that are subject to examination, of which the timing of the resolution, settlement, and closure of any audits is highly uncertain. If the tax authorities prevail in the assessment of additional tax due, the assessed tax, interest, and penalties, if any, could have a material adverse impact on our financial position, results of operations, and cash flows.

Note 15. Segment and Geographical Information

We report our financial results for our two reportable segments: Family of Apps (FoA) and Reality Labs (RL). FoA includes Facebook, Instagram, Messenger, WhatsApp, and other services. RL includes our virtual and augmented reality related consumer hardware, software, and content. Our operating segments are the same as our reportable segments.

Our chief executive officer is our chief operating decision maker (CODM). Our CODM uses consolidated and operating segment's revenue and income (loss) from operations to allocate resources during our annual planning process and to assess performance. Our CODM does not evaluate operating segments using asset or liability information.

Revenue and costs and expenses are generally directly attributed to our segments. These directly attributable costs and expenses include certain product development related operating expenses, costs associated with partnership arrangements, consumer hardware product costs, content costs, and legal-related costs. Indirect costs are allocated to segments based on a reasonable allocation methodology, when such costs are significant to the performance measures of the operating segments. Indirect operating expenses, such as facilities, information technology, certain shared research and development activities, recruiting, and physical security expenses are mostly allocated based on headcount. Costs related to the operation of our data centers and technical infrastructure are generally allocated to our segments based on estimated usage, most of which is allocated to the FoA segment.

The following table sets forth our segment information of revenue, expenses, and income (loss) from operations (in millions):

	Year Ended December 31,		
	2025	2024	2023
Family of Apps:			
Revenue	\$ 198,759	\$ 162,355	\$ 133,006
Employee compensation ⁽¹⁾	(39,943)	(31,116)	(28,878)
Other costs and expenses ⁽²⁾	(56,347)	(44,130)	(41,257)
Income from operations	<u>\$ 102,469</u>	<u>\$ 87,109</u>	<u>\$ 62,871</u>
Reality Labs:			
Revenue	\$ 2,207	\$ 2,146	\$ 1,896
Employee compensation ⁽¹⁾	(10,759)	(10,211)	(8,942)
Other costs and expenses ⁽³⁾	(10,641)	(9,664)	(9,074)
Loss from operations	<u>\$ (19,193)</u>	<u>\$ (17,729)</u>	<u>\$ (16,120)</u>
Total:			
Revenue	\$ 200,966	\$ 164,501	\$ 134,902
Employee compensation ⁽¹⁾	(50,702)	(41,327)	(37,820)
Other costs and expenses	(66,988)	(53,794)	(50,331)
Income from operations	<u>\$ 83,276</u>	<u>\$ 69,380</u>	<u>\$ 46,751</u>

(1) Employee compensation includes employee payroll, share-based compensation, bonus, and employee benefits for medical care, retirement, insurances and other.

(2) Includes costs and expenses in FoA segment for infrastructure, professional services, partner arrangements, marketing, facilities, legal-related costs, and other expenses.

(3) Includes costs and expenses in RL segment for inventory, professional services, marketing, infrastructure, facilities, and other expenses.

[Table of Contents](#)

The following table sets forth our long-lived assets by geographic area, which consist of property and equipment, net and operating lease right-of-use assets (in millions):

	December 31,	
	2025	2024
United States	\$ 173,390	\$ 117,478
Rest of the world ⁽¹⁾	23,414	18,790
Total long-lived assets	<u>\$ 196,804</u>	<u>\$ 136,268</u>

(1) No individual country, other than disclosed above, exceeded 10% of our total long-lived assets for any period presented.

For information regarding revenue disaggregated by geography, see Note 2 — Revenue.

Item 9. Changes in and Disagreements with Accountants on Accounting and Financial Disclosure

None.

Item 9A. Controls and Procedures

Evaluation of Disclosure Controls and Procedures

Our management, with the participation of our chief executive officer (CEO) and chief financial officer (CFO), has evaluated the effectiveness of our disclosure controls and procedures (as defined in Rules 13a- 15(e) and 15d- 15(e) under the Securities Exchange Act of 1934, as amended (Exchange Act)), as of the end of the period covered by this Annual Report on Form 10-K. Based on such evaluation, our CEO and CFO have concluded that as of December 31, 2025, our disclosure controls and procedures are designed at a reasonable assurance level and are effective to provide reasonable assurance that information we are required to disclose in reports that we file or submit under the Exchange Act is recorded, processed, summarized, and reported within the time periods specified in the rules and forms of the Securities and Exchange Commission, and that such information is accumulated and communicated to our management, including our CEO and CFO, as appropriate, to allow timely decisions regarding required disclosure.

Management's Report on Internal Control over Financial Reporting

Our management is responsible for establishing and maintaining adequate internal control over financial reporting (as defined in Rule 13a-15(f) under the Exchange Act). Management conducted an assessment of the effectiveness of our internal control over financial reporting based on the criteria set forth in Internal Control—Integrated Framework issued by the Committee of Sponsoring Organizations of the Treadway Commission (2013 framework). Based on the assessment, management has concluded that its internal control over financial reporting was effective as of December 31, 2025 to provide reasonable assurance regarding the reliability of financial reporting and the preparation of financial statements in accordance with U.S. GAAP. Our independent registered public accounting firm, Ernst & Young LLP, has issued an audit report with respect to our internal control over financial reporting, which appears in Part II, Item 8 of this Annual Report on Form 10-K.

Changes in Internal Control

There were no changes in our internal control over financial reporting identified in management's evaluation pursuant to Rules 13a-15(d) or 15d-15(d) of the Exchange Act during the fourth quarter of 2025 that materially affected, or are reasonably likely to materially affect, our internal control over financial reporting.

Limitations on Effectiveness of Controls and Procedures and Internal Control over Financial Reporting

In designing and evaluating the disclosure controls and procedures and internal control over financial reporting, management recognizes that any controls and procedures, no matter how well designed and operated, can provide only reasonable assurance of achieving the desired control objectives. In addition, the design of disclosure controls and procedures and internal control over financial reporting must reflect the fact that there are resource constraints and that management is required to apply judgment in evaluating the benefits of possible controls and procedures relative to their costs.

Item 9B. Other Information

Rule 10b5-1 Trading Plans

During the quarter ended December 31, 2025, the officers and directors listed below adopted, modified, or terminated trading plans intended to satisfy the affirmative defense conditions of Rule 10b5-1(c) under the Securities Exchange Act of 1934, as amended. References to "net shares received" below refer to net shares received by an officer after excluding any shares withheld by us to satisfy our income tax withholding and remittance obligations in connection with the net settlement of equity awards.

On November 17, 2025, Javier Olivan, our Chief Operating Officer, entered into a trading plan that provides for the sale of up to all of the net shares received during 2026 pursuant to Mr. Olivan's outstanding equity awards and any future equity award grants, as well as the sale of an aggregate of up to 43,333 shares of our Class A common stock held by Mr.

[Table of Contents](#)

Olivan and his affiliated entities. The plan will terminate on February 20, 2027, subject to early termination for certain specified events set forth in the plan.

On November 25, 2025, Peggy Alford, a member of our board of directors, entered into a trading plan that provides for the sale of an aggregate of up to \$1 million worth of shares of our Class A common stock. The plan will terminate on November 15, 2026, subject to early termination for certain specified events set forth in the plan.

On November 25, 2025, Susan Li, our Chief Financial Officer, entered into a trading plan that provides for the sale of an aggregate of up to 112,273 shares of our Class A common stock and up to all of the net shares received during 2026 pursuant to Ms. Li and her spouse's outstanding equity awards and any future equity award grants. The plan will terminate on November 24, 2026, subject to early termination for certain specified events set forth in the plan.

Item 9C. Disclosure Regarding Foreign Jurisdictions that Prevent Inspections

Not Applicable.

PART III

Item 10. Directors, Executive Officers and Corporate Governance

The information required by this item is incorporated by reference to our Proxy Statement for the 2026 Annual Meeting of Stockholders to be filed with the SEC within 120 days of the fiscal year ended December 31, 2025.

Our board of directors has adopted codes of conduct applicable to all officers, directors, and employees, which are available on our website (investor.atmeta.com) under "Leadership & Governance." We intend to satisfy the disclosure requirement under Item 5.05 of Form 8-K regarding amendment to, or waiver from, a provision of our code of conduct by posting such information on the website address and location specified above.

We have adopted insider trading and 10b5-1 trading plan policies and procedures applicable to our directors, officers, employees, and other covered persons, and have implemented processes for the company, that we believe are reasonably designed to promote compliance with insider trading laws, rules and regulations, and the Nasdaq Stock Market LLC listing standards. Our insider trading policy and our 10b5-1 trading plan policy are filed as Exhibit 19.1 and Exhibit 19.2, respectively, to this Annual Report on Form 10-K.

Item 11. Executive Compensation

The information required by this item is incorporated by reference to our Proxy Statement for the 2026 Annual Meeting of Stockholders to be filed with the SEC within 120 days of the fiscal year ended December 31, 2025.

Item 12. Security Ownership of Certain Beneficial Owners and Management and Related Stockholder Matters

The information required by this item is incorporated by reference to our Proxy Statement for the 2026 Annual Meeting of Stockholders to be filed with the SEC within 120 days of the fiscal year ended December 31, 2025.

Item 13. Certain Relationships and Related Transactions, and Director Independence

The information required by this item is incorporated by reference to our Proxy Statement for the 2026 Annual Meeting of Stockholders to be filed with the SEC within 120 days of the fiscal year ended December 31, 2025.

Item 14. Principal Accountant Fees and Services

The information required by this item is incorporated by reference to our Proxy Statement for the 2026 Annual Meeting of Stockholders to be filed with the SEC within 120 days of the fiscal year ended December 31, 2025.

PART IV

Item 15. Exhibit and Financial Statement Schedules

We have filed the following documents as part of this Form 10-K:

1. Consolidated Financial Statements:

	<u>Page</u>
Reports of Independent Registered Public Accounting Firm (PCAOB ID No. 42)	83
Consolidated Balance Sheets	88
Consolidated Statements of Income	89
Consolidated Statements of Comprehensive Income	90
Consolidated Statements of Stockholders' Equity	91
Consolidated Statements of Cash Flows	92
Notes to Consolidated Financial Statements	94

2. Financial Statement Schedules

All schedules have been omitted because they are not required, not applicable, not present in amounts sufficient to require submission of the schedule, or the required information is otherwise included.

3. Exhibits

Exhibit Number	Exhibit Description	Incorporated by Reference				Filed Herewith
		Form	File No.	Exhibit	Filing Date	
3.1	Amended and Restated Certificate of Incorporation (including all amendments thereto).	10-Q	001-35551	3.1	August 1, 2024	
3.2	Amended and Restated Bylaws.	8-K	001-35551	3.1	September 10, 2024	
4.1	Form of Class A Common Stock Certificate.	10-K	001-35551	4.1	February 3, 2022	
4.2	Form of Class B Common Stock Certificate.	10-K	001-35551	4.2	February 3, 2022	
4.3	Indenture, dated as of August 9, 2022, between Meta Platforms, Inc. and U.S. Bank Trust Company, National Association, as trustee.	8-K	001-35551	4.1	August 9, 2022	
4.4	First Supplemental Indenture, dated as of August 9, 2022, between Meta Platforms, Inc. and U.S. Bank Trust Company, National Association, as trustee.	8-K	001-35551	4.2	August 9, 2022	
4.5	Second Supplemental Indenture, dated as of May 3, 2023, by and between Meta Platforms, Inc. and U.S. Bank Trust Company, National Association, as trustee.	8-K	001-35551	4.1	May 3, 2023	
4.6	Third Supplemental Indenture, dated as of August 9, 2024, by and between Meta Platforms, Inc. and U.S. Bank Trust Company, National Association, as trustee.	8-K	001-35551	4.1	August 9, 2024	

[Table of Contents](#)

Exhibit Number	Exhibit Description	Incorporated by Reference				Filed Herewith
		Form	File No.	Exhibit	Filing Date	
4.7	Fourth Supplemental Indenture, dated as of November 3, 2025, by and between Meta Platforms, Inc. and U.S. Bank Trust Company, National Association, as trustee.	8-K	001-35551	4.1	November 3, 2025	
4.8	Description of Registrant's Capital Stock.	10-K	001-35551	4.6	February 2, 2024	
10.1+	Form of Indemnification Agreement.	8-K	001-35551	10.1	April 15, 2019	
10.2(A)+	2012 Equity Incentive Plan, as amended.	10-K	001-35551	10.2(A)	February 2, 2023	
10.2(B)+	Third Amendment to the 2012 Equity Incentive Plan.	10-K	001-35551	10.2(B)	February 2, 2023	
10.2(C)+	Fourth Amendment to the 2012 Equity Incentive Plan.	10-Q	001-35551	10.1	August 1, 2024	
10.2(D)+	2012 Equity Incentive Plan forms of award agreements.	10-Q	001-35551	10.2	April 30, 2020	
10.2(E)+	2012 Equity Incentive Plan forms of award agreements (Additional Forms).	10-Q	001-35551	10.2	July 29, 2021	
10.2(F)+	2012 Equity Incentive Plan forms of award agreements (Additional Forms).	10-Q	001-35551	10.3	April 28, 2022	
10.2(G)+	2012 Equity Incentive Plan forms of award agreements (Additional Forms).	10-Q	001-35551	10.1	April 27, 2023	
10.2(H)+	2012 Equity Incentive Plan forms of award agreements (Additional Forms).	10-Q	001-35551	10.2	April 25, 2024	
10.2(I)+	2025 Equity Incentive Plan.	10-Q	001-35551	10.1	July 31, 2025	
10.2(J)+	2025 Equity Incentive Plan forms of award agreements.	10-Q	001-35551	10.2	July 31, 2025	
10.3+	Amended and Restated Bonus Plan, effective January 1, 2025.	10-Q	001-35551	10.1	May 1, 2025	
10.4+	Amended and Restated Bonus Plan, effective January 1, 2026.					X
10.5+	Amended and Restated Offer Letter, dated January 27, 2012, between Registrant and Mark Zuckerberg.	S-1	333-179287	10.6	February 8, 2012	
10.6+	Offer Letter, dated June 5, 2020, between Registrant and Christopher K. Cox.	10-Q	001-35551	10.1	April 29, 2021	
10.7+	Offer Letter, dated December 22, 2022, between Registrant and Javier Olivan.	10-K	001-35551	10.8	February 2, 2023	
10.8+	Offer Letter, dated March 14, 2022, between Registrant and Andrew Bosworth.	10-Q	001-35551	10.3	April 27, 2023	
10.9+	Offer Letter, dated November 1, 2022, between Registrant and Susan Li.	10-Q	001-35551	10.4	April 27, 2023	
10.10+	Form of Executive Officer Offer Letter.	10-Q	001-35551	10.3	July 25, 2019	
10.11+	Director Compensation Policy, as amended.	10-Q	001-35551	10.3	July 31, 2025	
10.12+	Amended and Restated Deferred Compensation Plan for Non-Employee Directors.	10-Q	001-35551	10.4	July 31, 2025	
10.13+	Indemnification Agreement Relating to Subsidiary Operations, dated March 14, 2021, between Registrant and Mark Zuckerberg.	10-Q	001-35551	10.2	April 29, 2021	
10.14+*	Aircraft Time Sharing Agreement, dated March 27, 2024, between Registrant and Mark Zuckerberg.	10-Q	001-35551	10.1	April 25, 2024	

[Table of Contents](#)

Exhibit Number	Exhibit Description	Incorporated by Reference				Filed Herewith
		Form	File No.	Exhibit	Filing Date	
10.15+*	Form of Director Aircraft Time Sharing Agreement.	10-Q	001-35551	10.1	October 31, 2024	
19.1	Insider Trading Policy.	10-K	001-35551	19.1	January 30, 2025	
19.2	10b5-1 Trading Plan Policy.	10-K	001-35551	19.2	January 30, 2025	
21.1	List of Subsidiaries.					X
23.1	Consent of Independent Registered Public Accounting Firm.					X
31.1	Certification of Mark Zuckerberg, Chief Executive Officer, pursuant to Rule 13a-14(a)/15d-14(a), as adopted pursuant to Section 302 of the Sarbanes-Oxley Act of 2002.					X
31.2	Certification of Susan Li, Chief Financial Officer, pursuant to Rule 13a-14(a)/15d-14(a), as adopted pursuant to Section 302 of the Sarbanes-Oxley Act of 2002.					X
32.1#	Certification of Mark Zuckerberg, Chief Executive Officer, pursuant to 18 U.S.C. Section 1350, as adopted pursuant to Section 906 of the Sarbanes-Oxley Act of 2002.					X
32.2#	Certification of Susan Li, Chief Financial Officer, pursuant to 18 U.S.C. Section 1350, as adopted pursuant to Section 906 of the Sarbanes-Oxley Act of 2002.					X
97.1	Compensation Recoupment Policy.	10-K	001-35551	97.1	February 2, 2024	
101.INS	Inline XBRL Instance Document (the instance document does not appear in the Interactive Data File because its XBRL tags are embedded within the Inline XBRL document).					X
101.SCH	Inline XBRL Taxonomy Extension Schema Document.					X
101.CAL	Inline XBRL Taxonomy Extension Calculation Linkbase Document.					X
101.DEF	Inline XBRL Taxonomy Extension Definition Linkbase Document.					X
101.LAB	Inline XBRL Taxonomy Extension Labels Linkbase Document.					X
101.PRE	Inline XBRL Taxonomy Extension Presentation Linkbase Document.					X
104	Cover Page Interactive Data File (formatted as inline XBRL and contained in Exhibit 101).					X

+ Indicates a management contract or compensatory plan.

* Certain portions of this exhibit have been omitted pursuant to Item 601(b)(10) of Regulation S-K.

This certification is deemed not filed for purposes of Section 18 of the Securities Exchange Act of 1934, as amended (Exchange Act), or otherwise subject to the liability of that section, nor shall it be deemed incorporated by reference into any filing under the Securities Act of 1933, as amended, or the Exchange Act.

Item 16. Form 10-K Summary

None.

SIGNATURES

Pursuant to the requirements of Section 13 or 15(d) of the Securities Exchange Act of 1934, the registrant has duly caused this Annual Report on Form 10-K to be signed on its behalf by the undersigned, thereunto duly authorized, in the City of Menlo Park, State of California, on this 28th day of January 2026.

META PLATFORMS, INC.

Date: January 28, 2026

/s/ Susan Li
Susan Li
Chief Financial Officer

POWER OF ATTORNEY

KNOW ALL PERSONS BY THESE PRESENTS, that each person whose signature appears below constitutes and appoints Susan Li and Katherine R. Kelly, and each of them, as his or her true and lawful attorneys-in-fact and agents, with full power of substitution and resubstitution, for him or her and in his or her name, place and stead, in any and all capacities, to sign any and all amendments to this Annual Report on Form 10-K, and to file the same, with all exhibits thereto, and other documents in connection therewith, with the Securities and Exchange Commission, granting unto said attorneys-in-fact and agents, and each of them, full power and authority to do and perform each and every act and thing requisite and necessary to be done in connection therewith, as fully to all intents and purposes as he or she might or could do in person, hereby ratifying and confirming that all said attorneys-in-fact and agents, or any of them or their or his or her substitute or substitutes, may lawfully do or cause to be done by virtue hereof.

Pursuant to the requirements of the Securities Exchange Act of 1934, this Annual Report on Form 10-K has been signed by the following persons on behalf of the registrant and in the capacities and on the dates indicated:

Signature	Title	Date
<u>/s/ Mark Zuckerberg</u> Mark Zuckerberg	Chairman and Chief Executive Officer (Principal Executive Officer)	<u>January 28, 2026</u>
<u>/s/ Susan Li</u> Susan Li	Chief Financial Officer (Principal Financial Officer)	<u>January 28, 2026</u>
<u>/s/ Aaron Anderson</u> Aaron Anderson	Chief Accounting Officer (Principal Accounting Officer)	<u>January 28, 2026</u>
<u>/s/ Peggy Alford</u> Peggy Alford	Director	<u>January 28, 2026</u>
<u>/s/ Marc L. Andreessen</u> Marc L. Andreessen	Director	<u>January 28, 2026</u>
<u>/s/ John Arnold</u> John Arnold	Director	<u>January 28, 2026</u>
<u>/s/ Patrick Collison</u> Patrick Collison	Director	<u>January 28, 2026</u>
<u>/s/ John Elkann</u> John Elkann	Director	<u>January 28, 2026</u>
<u>/s/ Andrew W. Houston</u> Andrew W. Houston	Director	<u>January 28, 2026</u>
<u>/s/ Nancy Killefer</u> Nancy Killefer	Director	<u>January 28, 2026</u>
<u>/s/ Robert M. Kimmitt</u> Robert M. Kimmitt	Director	<u>January 28, 2026</u>
<u>/s/ Charles Songhurst</u> Charles Songhurst	Director	<u>January 28, 2026</u>

[Table of Contents](#)

Signature	Title	Date
<hr/> <i>/s/ Hock E. Tan</i> Hock E. Tan	Director	January 28, 2026
<hr/> <i>/s/ Tracey T. Travis</i> Tracey T. Travis	Director	January 28, 2026
<hr/> <i>/s/ Dana White</i> Dana White	Director	January 28, 2026
<hr/> <i>/s/ Tony Xu</i> Tony Xu	Director	January 28, 2026